



# Effect of Weed Management Practices on Nutrient Content and Their Uptake by Green Gram (*Vigna radiata* L.)

Punit Kumar <sup>a++</sup>, Jay Nath Patel <sup>a#</sup> and Mohd Shah Alam <sup>a#</sup>

<sup>a</sup> Department of Agronomy, School of Agriculture, Abhilashi University, Chail Chowk, Mandi, H.P, India.

## Authors' contributions

This work was carried out in collaboration among all authors. Author PK wrote the article. Author JNP is major advisor and oversaw all technical and laboratory work performed by the author while conducting the field experiment and composing the literature of this research. Additionally, he has provided all required tools and equipment's required during the investigation. Author MSA is member of the advisory committee and helped the author. All authors read and approved the final manuscript.

## Article Information

DOI: <https://doi.org/10.9734/jeai/2024/v46i72667>

## Open Peer Review History:

This journal follows the Advanced Open Peer Review policy. Identity of the Reviewers, Editor(s) and additional Reviewers, peer review comments, different versions of the manuscript, comments of the editors, etc are available here: <https://www.sdiarticle5.com/review-history/119615>

Original Research Article

Received: 04/05/2024

Accepted: 07/07/2024

Published: 11/07/2024

## ABSTRACT

**Aims:** To study the effect of weed management practices on nutrient content and their uptake by green gram (*Vigna radiata* L.).

**Study design:** Randomized block design.

**Place and duration of study:** One-year field experiment at Research Farm, School of Agriculture, Abhilashi University, Chail Chowk, Mandi, (H.P.).

**Methodology:** The experiment was conducted with three replications and ten treatments viz.- T<sub>1</sub> =

<sup>++</sup> M.Sc. Research Scholar;

<sup>#</sup> Assistant Professor;

<sup>\*</sup>Corresponding author: E-mail: [pateljaynduat333@gmail.com](mailto:pateljaynduat333@gmail.com);

**Cite as:** Kumar, Punit, Jay Nath Patel, and Mohd Shah Alam. 2024. "Effect of Weed Management Practices on Nutrient Content and Their Uptake by Green Gram (*Vigna Radiata* L.)". *Journal of Experimental Agriculture International* 46 (7): 1144-52. <https://doi.org/10.9734/jeai/2024/v46i72667>.

(Weedy check), T<sub>2</sub>= (Weed free), T<sub>3</sub>= (Hand weeding at 20 & 35 DAS), T<sub>4</sub>= [Quizalofop-p-ethyl @ 35.50 g a.i. ha<sup>-1</sup> (PoE) at 20 DAS], T<sub>5</sub>= [Quizalofop-p-ethyl @ 75.00 g a.i. ha<sup>-1</sup> (PoE) 20 DAS], T<sub>6</sub>= [Pendimethalin @ 1.00 kg a.i. ha<sup>-1</sup> (PE)], T<sub>7</sub> = [Pendimethalin @ 1.50 kg a.i. ha<sup>-1</sup> (PE)], T<sub>8</sub> = [Imazethapyr @ 25.00 g a.i. ha<sup>-1</sup> (PoE) at 20 DAS], T<sub>9</sub> = [Imazethapyr @ 40.00 g a.i. ha<sup>-1</sup> (PoE) at 20 DAS] and T<sub>10</sub> = [Pendimethalin @ 1.00 kg a.i. ha<sup>-1</sup> (PE) + Imazethapyr @ 75.00 g a.i. ha<sup>-1</sup> (PoE) at 20 DAS].

**Result:** Different weed management practices showed non-significant effect on nitrogen, phosphorus and potassium content in grains and straw of the green gram crop, while, the highest content of these nutrients were noted in treatment T<sub>2</sub>. The application of treatment T<sub>2</sub> recorded the significantly maximum uptake of nitrogen, phosphorus and potassium uptake by grains, straw and total uptake by green gram crop, which was statistically at par with treatment T<sub>3</sub> and T<sub>10</sub>. Whereas, the minimum content of nitrogen, phosphorus and potassium along with their uptake by green gram crop was found under treatment T<sub>1</sub>.

**Conclusion:** This field study revealed that various weed management practices did not affected the content of nutrients significantly, however, weed management practices significantly affected the nutrient uptake by grains, straw and total uptake by green gram crop.

*Keywords: Green gram; pendimethalin; imazethapyr; quizalofop-p-ethyl; nutrient content and uptake.*

## 1. INTRODUCTION

Green gram is a popular pulse crop which is cultivated in both tropical and subtropical climates. After chickpea, pigeon pea, black gram and green gram, is India's fourth most widely grown pulse crop. Green gram is locally known as mung, mug or mung bean and it is originated from India, considered as the most nutritious among pulses, free from heaviness and flatulence. It is generally grown in rainy (*khariif*) and summer seasons. "Besides being rich source of proteins and amino acids, they also maintain soil fertility through the process of nitrogen fixation in symbiotic association with rhizobium bacteria present in their root nodules. Thus, every pulse plant is a mini-fertilizer factory itself" [1].

Green gram is an important legume of Asian origin [2,3,4,5,6], is widely cultivated in various climate and geographical regions of India. It can be grown on a variety of soils and climatic conditions, as it is tolerant to drought [7].

"Mung bean is mainly cultivated in India, China, Iran and USA. Green gram is one of the most important pulse crops in India, ranks third in production" [8]. "It is grown under irrigated, rainfed and rice fallow conditions" [9]. "Green gram (*Vigna radiata* L.) production is primarily (90%) concentrated in Asia, in India it is grown in about 4.5 million hectares with the total production of 2.64 million tonnes with a productivity of 629 kg ha<sup>-1</sup> and contributing 10 % to the total pulse production" [10]. "Pulses are sown under rice fallow condition in about 2.6 lakh

hectares in Tamil Nadu which is 30.8% of the total area under pulses in the state" [11].

"Weeds are known to account for nearly one third of the losses due to various biotic stresses. In India, presence of weeds in general reduces crop yields by 31.5 and 22.7% in winter season and 36.5% in summer and *khariif* season and in some cases can cause complete devastation of the crop" [12].

"Weed management is also important key factor for enhancing productivity of green gram, as weeds compete for nutrients, water, light and space with crop plants during early growth period. Moreover, besides low yield of crop they increase production cost, harbour insect-pest and plant diseases and reduce quality of farm produce and land value. Critical period for crop - weed competition in green gram is from 15-30 days after sowing" [13]. "It is also recognized that a low weed population can be beneficial to the crop as it provides food and habitat for a range of beneficial organisms" [14]. "However, the aim of weed management should be to maintain weed population at a manageable level. The full season competition with the weeds in green gram cause yield reduction to the extent of 25-100 %" [15].

"Weeds cause severe losses in green gram due to its short stature and may causes losses up to 40-68 per cent. The magnitude of loss as a result of crop weed competition depends on type of weed species associated with crop, their densities and duration of competition with crops. In green gram, weeds are normally controlled by

hand weeding. However, hand weeding is laborious, time consuming, costly and tedious. With increase in labor cost and constraints in availability on time, manual weed control is no more an economical in green gram. Pendimethalin, a pre-emergence herbicide is used to control initial flush of weeds in moong since last many years. However, sole application of pendimethalin is not sufficient to control the diverse group of weed flora in moong. Hence, there was an urgent need to sort out a broad-spectrum efficient post-emergence herbicide including Imazethapyr and Imazamox (Pre-mix) for effective control of weeds in *rabi* green gram to optimize productivity” [16].

“The magnitude of reduction in yield of green gram depends upon the weed flora present, quantum of weed flora and duration of crop-weed competition. The dominating weed flora found in Haryana consisted of *Trianthema portulacastrum*, *Echinochloa colona*, *Digera arvensis*, *Dactyloctenium aegyptium*, *Cyperus rotundus*, *Cyperus compressus*, *Cleome viscosa*, *Cucumis callosus*, *Tribulus terresteris*, *Corchorus tridens*, *Chorchorus aestuans*” [17]. No doubt, cultural as well as mechanical practices such as hand weeding and intercultural are effective but unavailability of labour and continuous rainfall in rainy season does not permit to remove weeds timely. Chemical weed control is other option which is cheaper and provides effective control of weeds. Current trends and further development of intensive agriculture likely to seek help of herbicides as an effective tool for weed control and replacing conventional methods of weed management. Application of pendimethalin as pre-emergence @ 1.5 kg ha<sup>-1</sup> + HW (Hand Weeding) at 30 DAS produced significantly higher grain yield as compared to pendimethalin @ 1.5 kg ha<sup>-1</sup> or HW 30 DAS alone in controlling weeds in green gram [18]. Now a day, post emergence herbicides are also available and application of imazethapyr @ 75 & 100 g ha<sup>-1</sup> at 15-25 days after sowing gives good control of weeds in green gram [19].

## 2. MATERIALS AND METHODS

The experiment was carried out at Research Farm of School of Agriculture, Abhilashi University, Chail Chowk, Mandi (H.P) during the *kharif* of 2023. The experimental farm is situated at 30° 32' N latitude and 74° 53'E longitude, with an elevation of 1391 m above mean sea level. The pH of the experimental field was slightly acidic in reaction (5.43) with

electrical conductivity of 0.005 dS m<sup>-1</sup>, high in organic carbon (0.87%), medium in nitrogen (248.77 kg ha<sup>-1</sup>), medium in phosphorus (22.95 kg ha<sup>-1</sup>) and medium in potassium (271.44 kg ha<sup>-1</sup>). The experiment was laid out in a randomized block design (RBD) with ten treatments and three replications. The treatments were used in experiment were- T<sub>1</sub> = (Weedy check), T<sub>2</sub> = (Weed free), T<sub>3</sub> = (Hand weeding at 20 & 35 DAS), T<sub>4</sub> = [Quizalofop-p-ethyl @ 35.50 g a.i. ha<sup>-1</sup> (PoE) at 20 DAS], T<sub>5</sub> = [Quizalofop-p-ethyl @ 75.00 g a.i. ha<sup>-1</sup> (PoE) 20 DAS], T<sub>6</sub> = [Pendimethalin @ 1.00 kg a.i. ha<sup>-1</sup> (PE)], T<sub>7</sub> = [Pendimethalin @ 1.50 kg a.i. ha<sup>-1</sup> (PE)], T<sub>8</sub> = [Imazethapyr @ 25.00 g a.i. ha<sup>-1</sup> (PoE) at 20 DAS], T<sub>9</sub> = [Imazethapyr @ 40.00 g a.i. ha<sup>-1</sup> (PoE) at 20 DAS] and T<sub>10</sub> = [Pendimethalin @ 1.00 kg a.i. ha<sup>-1</sup> (PE) + Imazethapyr @ 75.00 g a.i. ha<sup>-1</sup> (PoE) at 20 DAS]. The recommended doses of nitrogen, phosphorous and potassium was 25:50:25 kg ha<sup>-1</sup> which was applied through Urea, DAP and MOP. The various herbicidal application was done according to the treatments. The application of herbicides was done with the knapsack sprayer using 500 L ha<sup>-1</sup> of water solution. Hand weeding was done by removing the weeds manually with the help of khurpi. In case of weedy check treatments, weeds were allowed to grow freely in that plots and in weed free plots weeds were always removed from plot. After the harvest of the crop, the samples of the crop plant were collected from every plot and were cleaned and dried under the shade. After the drying of the samples under shade, the samples were oven-dried at 60 ± 2°C for 24 to 48 hours until their weight was constant and then samples were finely powdered with a mixer grinder. After the grinding process, the samples were used for the analysis of nitrogen, phosphorous and potassium content in grains and straw of green gram crop. “The Kjeldahl digestion and distillation method was used to determine the nitrogen content described by [20]. “The vanadomolybdate phosphoric yellow color method was used for determining the phosphorus content” given by [20]. The flame photometer method was used for determining the potassium content given by [20]. The nitrogen, phosphorous and potassium (kg ha<sup>-1</sup>) uptake by grains and straw of green gram crop in each treatment was calculated by multiplying the nitrogen, phosphorous and potassium content (%) with yields of grains and straw (q ha<sup>-1</sup>). The total uptake of different nutrients was calculated after summing their uptake by grain and straw of green gram crop.

### 3. RESULTS

#### 3.1 Nitrogen (N) content (%) and uptake (kg ha<sup>-1</sup>)

The perusal of data on nitrogen content in grains and straw and their uptake by grains and straw as well as their total uptake by green gram crop are presented in Table 1 and shown in Fig. 1. The study of the data revealed that significant difference was not observed in the content of nitrogen in grains and straw of green gram due to different treatments of weed management practices. However, the treatment T<sub>2</sub> (Weed free) recorded the highest nitrogen content in grains (3.27%) and straw (1.78 %) of green gram, while, treatment T<sub>1</sub> (Weedy check) noted the lowest nitrogen content in grains (3.11 %) and (1.62 %) in straw of green gram crop.

Further analysis of data showed that there is significant effect of different weed management practices on uptake of the nitrogen by green gram crop. The application of treatment T<sub>2</sub> (Weed free) recorded the maximum nitrogen uptake by grains (41.49 kg ha<sup>-1</sup>), straw (22.54 kg ha<sup>-1</sup>) as well as total uptake of nitrogen (64.03 kg ha<sup>-1</sup>) by green gram crop, which was statistically on par with treatments T<sub>3</sub> (Hand weeding at 20 & 35 DAS) and T<sub>10</sub> [Pendimethalin @ 1.00 kg a.i. ha<sup>-1</sup> (PE) + Imazethapyr @ 75.00 g a.i. ha<sup>-1</sup> (PoE) at 20 DAS]. Whereas, treatment T<sub>1</sub> (Weedy check) noted the lowest nitrogen uptake by grains (13.47 kg ha<sup>-1</sup>), straw (7.01 kg ha<sup>-1</sup>) as well as total uptake of nitrogen (20.48 kg ha<sup>-1</sup>) by green gram crop during the field experiment.

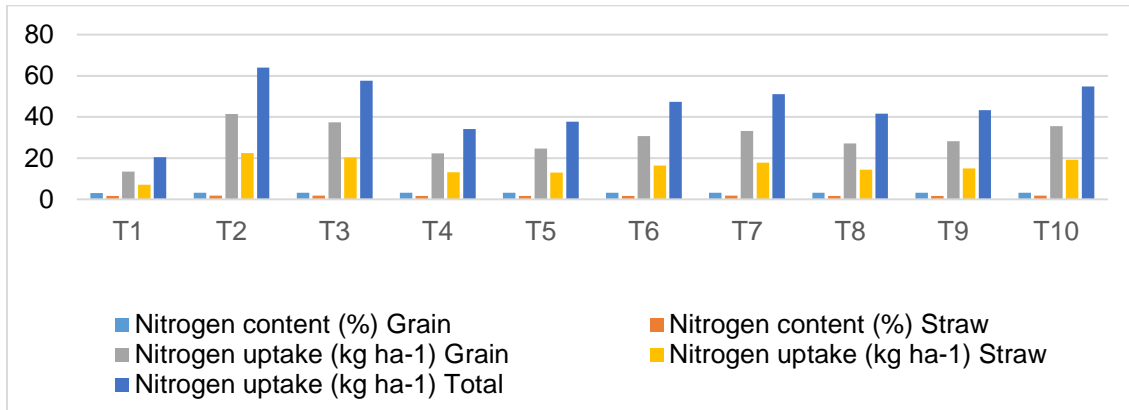
#### 3.2 Phosphorus (P) content (%) and uptake (kg ha<sup>-1</sup>)

The data regarding to the phosphorus content in grains and straw and their uptake by grains and straw as well as their total uptake by green gram crop are presented in Table 2 and shown in Fig. 2. The perusal of the data revealed that there is non-significant difference in the content of phosphorus in grains and straw of green gram due to application of different weed management practices. Whereas, the treatment T<sub>2</sub> (Weed free) recorded the highest content of phosphorus in grains (0.38%) and straw (0.23 %) of green gram crop, however, minimum phosphorus content was observed under treatment T<sub>1</sub> (Weedy check) in grains (0.24 %) and (0.16 %) in straw of green gram crop.

The analysis of data observed that there is significant effect of different weed management practices on uptake of the phosphorus by green gram crop. The application of treatment T<sub>2</sub> (Weed free) recorded the maximum phosphorus uptake by grains (4.82 kg ha<sup>-1</sup>), straw (2.88 kg ha<sup>-1</sup>) as well as total uptake of phosphorus (7.70 kg ha<sup>-1</sup>) by green gram crop, which was statistically on par with treatments T<sub>3</sub> (Hand weeding at 20 & 35 DAS) and T<sub>10</sub> [Pendimethalin @ 1.00 kg a.i. ha<sup>-1</sup> (PE) + Imazethapyr @ 75.00 g a.i. ha<sup>-1</sup> (PoE) at 20 DAS]. Whereas, treatment T<sub>1</sub> (Weedy check) noted the lowest phosphorus uptake by grains (1.04 kg ha<sup>-1</sup>), straw (0.69 kg ha<sup>-1</sup>) and total uptake of phosphorus (1.73 kg ha<sup>-1</sup>) by green gram crop during the field experiment.

**Table 1. Effect of weed management practices on nitrogen content (%) and their uptake (kg ha<sup>-1</sup>) by green gram crop**

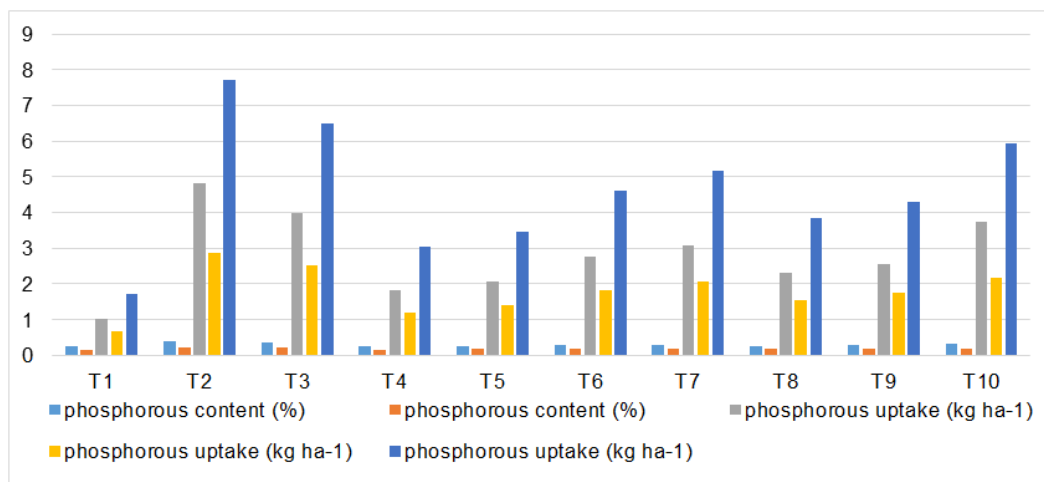
S.N.	Treatments	Nitrogen content (%)		Nitrogen uptake (kg ha <sup>-1</sup> )		
		Grain	Straw	Grain	Straw	Total
T <sub>1</sub>	Weedy check	3.11	1.62	13.47	7.01	20.48
T <sub>2</sub>	Weed free	3.27	1.78	41.49	22.54	64.03
T <sub>3</sub>	Hand weeding at 20 & 35 DAS	3.25	1.77	37.35	20.30	57.66
T <sub>4</sub>	Quizalofop-p-ethyl @ 35.50 g a.i. ha <sup>-1</sup> (PoE) at 20 DAS	3.17	1.67	22.36	13.11	34.14
T <sub>5</sub>	Quizalofop-p-ethyl @ 75.00 g a.i. ha <sup>-1</sup> (PoE) at 20 DAS	3.17	1.67	24.72	13.05	37.76
T <sub>6</sub>	Pendimethalin @ 1.00 kg a.i. ha <sup>-1</sup> (PE)	3.21	1.72	30.78	16.49	47.28
T <sub>7</sub>	Pendimethalin @ 1.50 kg a.i. ha <sup>-1</sup> (PE)	3.22	1.73	33.21	17.88	51.09
T <sub>8</sub>	Imazethapyr @ 25.00 g a.i. ha <sup>-1</sup> (PoE) at 20 DAS	3.19	1.69	27.16	14.40	41.57
T <sub>9</sub>	Imazethapyr @ 40.00 g a.i. ha <sup>-1</sup> (PoE) at 20 DAS	3.19	1.70	28.23	15.06	43.29
T <sub>10</sub>	Pendimethalin @ 1.00 kg a.i. ha <sup>-1</sup> (PE) + Imazethapyr @ 75.00 g a.i. ha <sup>-1</sup> (PoE) at 20 DAS	3.24	1.75	35.55	19.20	54.76
	<b>SEm±</b>	<b>0.12</b>	<b>0.06</b>	<b>2.07</b>	<b>1.14</b>	<b>4.07</b>
	<b>CD at 5%</b>	<b>NS</b>	<b>NS</b>	<b>6.19</b>	<b>3.42</b>	<b>2.20</b>



**Fig. 1. Effect of weed management practices on nitrogen content (%) and their uptake (kg ha<sup>-1</sup>) of green gram crop**

**Table 2. Effect of weed management practices on phosphorous content (%) and their uptake (kg ha<sup>-1</sup>) by green gram crop**

S.N.	Treatments	phosphorous content (%)		phosphorous uptake (kg ha <sup>-1</sup> )		
		Grain	Straw	Grain	Straw	Total
T <sub>1</sub>	Weedy check	0.24	0.16	1.04	0.69	1.73
T <sub>2</sub>	Weed free	0.38	0.23	4.82	2.88	7.70
T <sub>3</sub>	Hand weeding at 20 & 35 DAS	0.35	0.22	3.98	2.53	6.51
T <sub>4</sub>	Quizalofop-p-ethyl @ 35.50 g a.i. ha <sup>-1</sup> (PoE) at 20 DAS	0.26	0.17	1.83	1.20	3.03
T <sub>5</sub>	Quizalofop-p-ethyl @ 75.00 g a.i. ha <sup>-1</sup> (PoE) at 20 DAS	0.27	0.18	2.08	1.40	3.48
T <sub>6</sub>	Pendimethalin @ 1.00 kg a.i. ha <sup>-1</sup> (PE)	0.29	0.19	2.78	1.82	4.60
T <sub>7</sub>	Pendimethalin @ 1.50 kg a.i. ha <sup>-1</sup> (PE)	0.30	0.20	3.09	2.06	5.16
T <sub>8</sub>	Imazethapyr @ 25.00 g a.i. ha <sup>-1</sup> (PoE) at 20 DAS	0.27	0.18	2.30	1.53	3.84
T <sub>9</sub>	Imazethapyr @ 40.00 g a.i. ha <sup>-1</sup> (PoE) at 20 DAS	0.29	0.20	2.56	1.74	4.30
T <sub>10</sub>	Pendimethalin @ 1.00 kg a.i. ha <sup>-1</sup> (PE) + Imazethapyr @ 75.00 g a.i. ha <sup>-1</sup> (PoE) at 20 DAS	0.34	0.20	3.73	2.19	5.93
<b>SEm±</b>		<b>0.03</b>	<b>0.02</b>	<b>0.39</b>	<b>0.24</b>	<b>0.69</b>
<b>C.D at 5%</b>		<b>NS</b>	<b>NS</b>	<b>1.18</b>	<b>0.73</b>	<b>2.08</b>



**Fig. 2. Effect of weed management practices on phosphorous content (%) and their uptake (kg ha<sup>-1</sup>) by green gram crop**

### 3.3 Potassium (K) content (%) and uptake (kg ha<sup>-1</sup>)

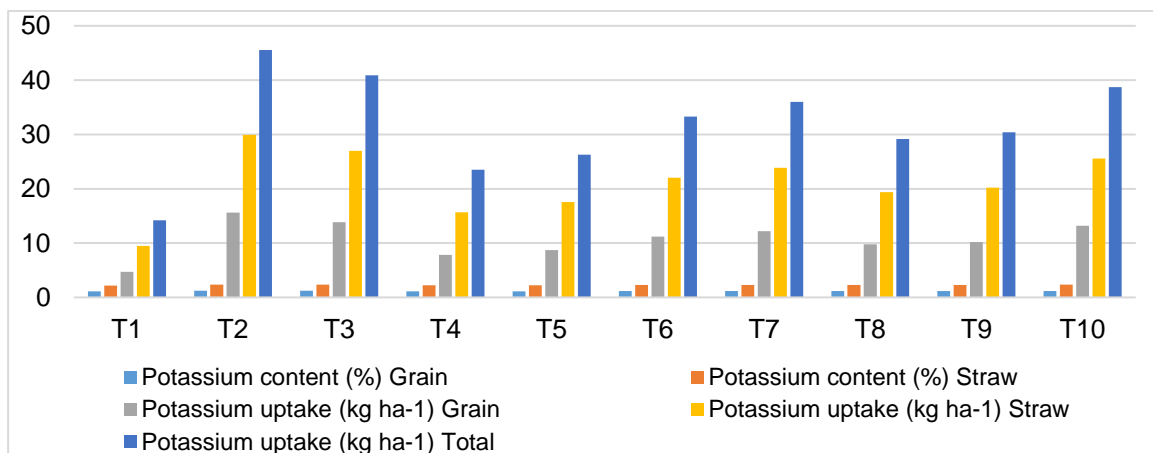
The perusal of data on potassium content in grains and straw and their uptake by grains and straw as well as their total uptake by green gram crop are presented in Table 3 and shown in Fig. 3. The study of the data revealed that there is non-significant difference in the content of potassium in grains and straw of green gram due to different treatments of weed management practices. However, the treatment

T<sub>2</sub> (Weed free) recorded the highest potassium content in grain (1.23 %) and straw (2.36 %) of green gram, while, treatment T<sub>1</sub> (Weedy check) observed the lowest potassium content in grains (1.09 %) and (2.19 %) in straw of green gram crop.

Further analysis of data showed that there is significant effect of different weed management practices on uptake of the potassium by green gram crop. The application of treatment T<sub>2</sub> (Weed free) recorded the maximum

**Table 3. Effect of weed management practices on potassium content (%) and their uptake (kg ha<sup>-1</sup>) by green gram crop**

S.N.	Treatments	Potassium content (%)		Potassium uptake (kg ha <sup>-1</sup> )		
		Grain	Straw	Grain	Straw	Total
T <sub>1</sub>	Weedy check	1.09	2.19	4.72	9.50	14.22
T <sub>2</sub>	Weed free	1.23	2.36	15.60	29.94	45.55
T <sub>3</sub>	Hand weeding at 20 & 35 DAS	1.21	2.35	13.87	27.01	40.88
T <sub>4</sub>	Quizalofop-p-ethyl @ 35.50 g a.i. ha <sup>-1</sup> (PoE) at 20 DAS	1.11	2.22	7.83	15.66	23.49
T <sub>5</sub>	Quizalofop-p-ethyl @ 75.00 g a.i. ha <sup>-1</sup> (PoE) at 20 DAS	1.12	2.25	8.73	17.57	26.30
T <sub>6</sub>	Pendimethalin @ 1.00 kg a.i. ha <sup>-1</sup> (PE)	1.17	2.30	11.22	22.06	33.28
T <sub>7</sub>	Pendimethalin @ 1.50 kg a.i. ha <sup>-1</sup> (PE)	1.18	2.31	12.17	23.86	36.03
T <sub>8</sub>	Imazethapyr @ 25.00 g a.i. ha <sup>-1</sup> (PoE) at 20 DAS	1.15	2.27	9.77	19.38	29.15
T <sub>9</sub>	Imazethapyr @ 40.00 g a.i. ha <sup>-1</sup> (PoE) at 20 DAS	1.15	2.28	10.20	20.18	30.38
T <sub>10</sub>	Pendimethalin @ 1.00 kg a.i. ha <sup>-1</sup> (PE) + Imazethapyr @ 75.00 g a.i. ha <sup>-1</sup> (PoE) at 20 DAS	1.20	2.33	13.17	25.57	38.74
<b>SEm±</b>		<b>0.04</b>	<b>0.07</b>	<b>0.95</b>	<b>1.57</b>	<b>2.55</b>
<b>C.D at 5%</b>		<b>NS</b>	<b>NS</b>	<b>2.84</b>	<b>4.71</b>	<b>7.64</b>



**Fig. 3. Effect of weed management practices on potassium content (%) and their uptake (kg ha<sup>-1</sup>) by green gram crop**

potassium uptake by grains (15.60 kg ha<sup>-1</sup>), straw (29.94 kg ha<sup>-1</sup>) as well as total uptake of potassium (45.55 kg ha<sup>-1</sup>) by green gram crop, which was statistically on par with treatments T<sub>3</sub> (Hand weeding at 20 & 35 DAS) and T<sub>10</sub> [Pendimethalin @ 1.00 kg a.i. ha<sup>-1</sup> (PE) + Imazethapyr @ 75.00 g a.i. ha<sup>-1</sup> (PoE) at 20 DAS]. Whereas, treatment T<sub>1</sub> (Weedy check) noted the lowest potassium content in

grains (4.72 kg h<sup>-1</sup>), straw (9.50 kg h<sup>-1</sup>) and total uptake of potassium (14.22 kg ha<sup>-1</sup>) by green gram crop during the field experiment.

#### 4. DISCUSSION

The application of different weed management practices enhanced the nutrient content and uptake of nitrogen, phosphorus and potassium by grains and straw of the green gram crop during the field experiment. The increase in nitrogen content and uptake by green gram crop over the control treatment might be due to beneficial effect of weed management practices, which enhanced the nutrient release and promote the growth and the yield. The removal of weeds at regular interval by hand weeding and using of several herbicides, such as Pendimethalin, Imazethapyr and Quizalofop-p-ethyl accounted for less count of weed population in treatment weed free. In general, pre-emergence application of herbicide was better than the post-emergence application for controlling weed count. It may be due to less competition of plant and weed for nutrients, but in treatment weedy check the rate of nutrients content and uptake of nitrogen by plants was very slow. This is due to weed suppress the vegetative growth of plants by competition to light, nutrients and moisture. The results are in close agreement with the findings of [21], [22] and [23]. The content and uptake of phosphorus might be increased due to the application of weed management practices enhanced the efficiency of phosphorus absorbing mechanisms and encourages the root growth which enhanced the phosphorus uptake, while, the weed free treatment recorded maximum phosphorus content and their uptake of green gram crop and this treatment was closely followed by some herbicides like Pendimethalin and Imazethapyr (post-emergence), Pendimethalin (pre-emergence) and Quizalofop-p-ethyl (post-emergence) on various stages of green gram crop. This might be due to the combination of herbicide with hand weeding has showed the longer effect on controlling weed populations resulting in low crop-weed

competition of plant and weed for nutrients, but the direct effect of phosphorus nutrition and indirect effect of phosphorus on nodulation and nitrogen fixation thereby more N and P uptake by crop [24], [25] and [26] also found the similar findings of phosphorus uptake with their separate experiments. The application of different weed management treatments increased the potassium content and uptake. The treatment weed free recorded highest weed control over all the treatments. Among chemical weed control methods application of Pendimethalin and Imazethapyr recorded highest weed control which was closely followed by Pendimethalin (pre-emergence). Applying of these treatments in green gram crop noted the maximum potassium content and uptake by the crop, which has been showed to have a longer-lasting effect on weed population control. This reduces crop-weed competition for light, space and nutrients and raise high grain yield and dry matter accumulation and greater availability of potassium which ultimately resulted in increase in potassium content and uptake. Similar results were reported by [27], [28] and [29] from their experiments.

#### 5. CONCLUSION

In conclusion, application of different weed management practice failed to show significant effects on the nutrient content *i.e.* nitrogen, phosphorus and potassium in grains and straw of green gram crop. However, the maximum nitrogen, phosphorus and potassium content in grains and straw of green gram crop, were recorded under treatment T<sub>2</sub> (Weed free) and minimum under treatment T<sub>1</sub> (Weedy check). Whereas, the various weed management practices significantly affected the uptake of nitrogen, phosphorus and potassium by green gram crop during the field study. The highest uptake of nitrogen, phosphorus and potassium by grains, straw as well as total uptake by green gram crop was found under the treatment T<sub>2</sub> (Weed free) which was comparable with treatments T<sub>3</sub> (Hand weeding 20 & 35 DAS) and T<sub>10</sub> [Pendimethalin @ 1.00 kg a.i. ha<sup>-1</sup> (PE) + Imazethapyr @ 75.00 g a.i. ha<sup>-1</sup> (POE) at 20DAS]. The minimum uptake of N, P and K was observed under treatment T<sub>1</sub> (Weedy check).

#### DISCLAIMER (ARTIFICIAL INTELLIGENCE)

Author(s) hereby declare that NO generative AI technologies such as Large Language Models (ChatGPT, COPILOT, etc) and text-to-image

generators have been used during writing or editing of manuscripts.

## ACKNOWLEDGEMENT

I would like to express my sincere gratitude to all those who have contributed to the completion of this research work. First and the most, I am thankful to my major advisor (Dr. Jay Nath Patel) for their valuable guidance, support and encouragement throughout the entire duration of this study. Their expertise and constructive instructions have been instrumental in shaping the direction of this research. I am also indebted to the member of my research committee (Dr. Mohd Shah Alam) for their valuable helps. The authors are thankful to Department of Agronomy, School of Agriculture, Abhilashi University for providing necessary laboratory facilities. We are thankful to the anonymous reviewers who have provided their valuable suggestions to improve the manuscript.

## COMPETING INTERESTS

Authors have declared that no competing interests exist.

## REFERENCES

1. Jat SL, Prasad K and Parihar CM. Effect of organic manuring on productivity and economics of mung bean (*Vigna radiata* L). *Annals of Agricultural Research*. 2012;33(1,2):17-20.
2. Tripathi PK, Singh MK, Jitendra Singh JP and Singh ON, Effect of rhizobial strains and sulphur nutrition on mung bean (*Vigna radiata* (L.) wilczek) cultivars under dryland agro-ecosystem of Indo-Gangetic Plain. *African Journal of Agricultural Research*. 2012;7(1):34-42.
3. Saif HB, Karim MR, Mokarroma N, Sultana S, Mohammad A. Allelopathic Effects of Selected Weed Species on Seed Germination and Seedling Growth of Mungbean (*Vigna radiata* L.). *Asian J. Res. Crop Sci*. 2023;8(4):335-43. Available:<https://journalajrcs.com/index.php/AJRCS/article/view/215> [Accessed on 2024 Jun. 25]
4. Udhaya A, Rathika S, Ramesh T, Janaki D, Jagadeesan R. Physiological Parameters and Yield of Green Gram As Influenced By Weed Management Practices. *Int. J. Plant Soil Sci.* [Internet]. 2023 Jun. 20;35(16):100-6. Available:<https://journalijpss.com/index.php/IJPSS/article/view/3134> [Accessed on 2024 Jun. 25]
5. Chauhan BS, Florentine SK, Ferguson JC, Chechetto RG. Implications of narrow crop row spacing in managing weeds in mungbean (*Vigna radiata*). *Crop Protection*. 2017;95:116-9.
6. Ramana Murthy KV. INTEGRATED WEED MANAGEMENT IN SUMMER GREENGRAM [*Vigna radiata* (L.) Wilczek (Doctoral dissertation, Professor Jayashankar Telangana State Agricultural University).
7. Malik RS, Malik RK and Singh S, Performance of weed control treatments in mung bean under different sowing methods, *Indian Journal of Weed Science*. 2006;37(3&4):273-274.
8. Rathika S, Udhaya A, Ramesh T, Shanmugapriya P. Weed management strategies in green gram: A review. *The Pharma Innovation Journal*. 2023;12(3): 5574-5580
9. Ramesh T, Rathika S. Management of emerged weeds in irrigated black gram (*Vigna mungo* L.) through post emergence herbicides. *Legume Research*. 2016;39(2):289-292.
10. <http://www.indiastat.com>. 2020-2021.
11. Rathika S, Ramesh T. Effect of irrigation, varieties and nutrient management for improving the productivity of rice fallow black gram. *International Journal of Plant and Soil*. 2023;35(7):111-119.
12. Anonymous. Annual Report (2012-13). Indian Institute of Pulses Research, Kanpur; 2012.
13. Singh AN, Singh S and Bhan VM. Crop-weed competition in summer green gram (*Phaseolus radiata*). *Indian Journal of Agronomy*.1996;41:616-619.
14. Bueren ETL, Struik PC and Jacobsen E. Ecological concepts in organic farming and their consequences for an organic crop ideotype. *Journal of Life Science*. 2002; 50:1-26.
15. Malik RS, Yadav A, Malik RK and Singh. Performance of weed control treatments in mung bean under different sowing methods. *Indian Journal of Weed Science*. 2005;37:273-274.
16. Tamang D, Nath R and Sengupta K. Effect of herbicide application on weed management in green gram [*Vigna radiata* (L.) Wilczek]. *Advances in Crop Science and Technology*. 2015;3:163–167.



17. Anonymous. QRT Report (2006-10). AICRPWC Centre, CCS HAU, Hisar; 2011.
18. Kumar R, Thakral SK and Kumar S. 2004. Response of green gram [*Vigna radiata* (L.) Wilczek] to weed control and fertilizer application under different planting systems. Indian Journal of Weed Science. 2014;36:131-32.
19. Singh M, Kumar S, Kumar R and Kumar R. Effects of post emergence herbicides on weed control and yield of field pea and their residual effect on succeeding sorghum and mung bean crop. Legume Research. 2014;37(4):387-394.
20. Jackson ML. Soil chemical analysis, Prentice hall of India, Pvt. Ltd., New Delhi. 1973.
21. Balyan JK and Kumpawat BS. Nutrient content and their uptake influenced by integrated nutrient management in black gram. Int. J. Agric. Sci. 2008;4(2):453-456.
22. Raman R and Krishnamurthy R. Nodulation and yield of mung bean [*Vigna radiata* L.] influenced by integrated weed management practices. Legume Research. 2005;28(2):128-130
23. Jat RA, Arvadia MK, Tandel B, Patel TU and Mehta RS. Response of saline water irrigated green gram (*Vigna radiata* L.) to land configuration, fertilizers and farm yard manure in Tapi command area of south Gujarat. Indian Journal of Agronomy. 2012; 57(3):270-274.
24. Halvankar GB, Varghese P, Taware SP and Raut VM. Effect of herbicides on weed dynamics and yield of soybean. Journal of Maharashtra Agriculture University. 2005; 30(1):35-37.
25. Khan RU, Khan AR and Khan MS, Impact of various rates of pendimethalin herbicide on weed control, seed yield and economic returns in mung bean under rainfed conditions, Journal of Agricultural Research. 2011;49(4):491-498.
26. Ghanshyam, RK and Jat. R. K. Productivity and soil fertility as affected by organic manures and inorganic fertilizer in green gram- wheat system. Indian Journal of Agronomy.2010;55(1):16-21.
27. Verma JK, Singh R, Tomar SS, Vivek., Dhyani BP and Kumar S. Effect of pre and post emergence application of different doses of Imazethapyr along with other herbicides on nutrient uptake and weeds. Journal of Plant Development Sciences. 2017;9(1):23-28.
28. Upperi SN, Anand SR, Ashoka P, Sanjey MT, Priya P and Sunitha NH. Long-term effect of organic and inorganic sources of nutrients on soil properties and uptake of nutrients in green gram (*Vigna radiata* (L.) Wilzeck). Environment and Ecology. 2011; 29(1A):428-431
29. Marimuthu R, Babu S and Vairavan K. Reponse of bio-organic fertilizers with mussoorie rock phosphoateon the yield of green gram on red lateritic soils. Legume Reseach.2003;26(1): 66-68.

**Disclaimer/Publisher's Note:** The statements, opinions and data contained in all publications are solely those of the individual author(s) and contributor(s) and not of the publisher and/or the editor(s). This publisher and/or the editor(s) disclaim responsibility for any injury to people or property resulting from any ideas, methods, instructions or products referred to in the content.

© Copyright (2024): Author(s). The licensee is the journal publisher. This is an Open Access article distributed under the terms of the Creative Commons Attribution License (<http://creativecommons.org/licenses/by/4.0>), which permits unrestricted use, distribution, and reproduction in any medium, provided the original work is properly cited.

Peer-review history:  
The peer review history for this paper can be accessed here:  
<https://www.sdiarticle5.com/review-history/119615>