



Rice-Based Cropping System Effect on Yield and Yield Attributes on Promising Released Sesame Varieties

D. Krishnaveni ^{a++*}, G. Ramesh ^{b#}, M. Lath A ^{c‡},
K. Chandrasekhar ^{a^}, L. Rajesh Chowdary ^{d†}
and G. Raviteja ^c

^a Department of Agronomy, Agricultural College, Bapatla, Andhra Pradesh, India.

^b Department of Agronomy, DAATTC, Narasaraopeta, Palnadu, India.

^c Department of Soil Science, Agricultural College, Bapatla, India.

^d Department of Entomology, Agricultural Research Station, Darsi, India.

Authors' contributions

This work was carried out in collaboration among all authors. All authors read and approved the final manuscript.

Article Information

DOI: <https://doi.org/10.9734/jsrr/2024/v30i62074>

Open Peer Review History:

This journal follows the Advanced Open Peer Review policy. Identity of the Reviewers, Editor(s) and additional Reviewers, peer review comments, different versions of the manuscript, comments of the editors, etc are available here: <https://www.sdiarticle5.com/review-history/116547>

Original Research Article

Received: 09/03/2024
Accepted: 13/05/2024
Published: 18/05/2024

ABSTRACT

A field experiment was carried out at Agricultural College farm, Bapatla district, Andhra Pradesh, during the period from March 2023 to June 2023 to assess the performance of Sesame (*Sesamum indicum* L.) varieties under different fertilizer management practices in rice-based cropping system

⁺⁺ M.Sc. Scholar;

[#] Senior Scientist;

[†] Principal Scientist;

[‡] Professor;

[^] Professor & Head;

*Corresponding author: E-mail: krishnavenibio88@gmail.com;

Cite as: Krishnaveni, D., Ramesh, G., Lath A, M., Chandrasekhar, K., Chowdary, L. R., & Raviteja, G. (2024). Rice-Based Cropping System Effect on Yield and Yield Attributes on Promising Released Sesame Varieties. *Journal of Scientific Research and Reports*, 30(6), 573–580. <https://doi.org/10.9734/jsrr/2024/v30i62074>

in Krishna Zone of AP. The experiment was laid out in a randomized block design with the factorial concept and three replications. The results showed that YLM 146 recorded significantly the highest seed yield (748 kg ha⁻¹) at harvest. The yield attributing characters like the number of capsules plant⁻¹ (67) and the number of seeds capsules⁻¹ (45) were found significantly to be the highest in the variety YLM 146. Concerning different fertilizer management practices, 125% RDF + 1% foliar spray of 19:19:19 at the early budding and capsule formation stages recorded significantly higher seed yields (827 kg ha⁻¹). Yield attributes like number of capsules plant⁻¹ (96) and number of seeds capsules⁻¹ (51) were significantly highest in 125% RDF + 1% foliar spray of 19:19:19 at the early budding and capsule formation stages. Overall, the results showed that sowing of YLM 146 variety with 125% RDF + 1% foliar spray of 19:19:19 at the early budding stage and early capsule formation stage seems to be appropriate for getting higher seed yield in Krishna Zone of Andhra Pradesh.

Keywords: Fertilizer management practices; growth; sesame; varieties; yield; yield attributes.

1. INTRODUCTION

The rice-oil seed system is the dominant cropping system in the Krishna Zone of Andhra Pradesh, but the productivity is very low in the Krishna Zone of Andhra Pradesh over other parts of Andhra Pradesh due to inadequate management practices, including low-yielding varieties, lack of nutrient management and weed management practices. In this scenario, it is necessary to manipulate the production techniques to raise oil seed production levels in order to satisfy the rising demand. Among the different management factors, fertilizer management practices, and high-yielding varieties are pivotal in increasing production. Fertilizer management plays a key role in obtaining higher yields as it influences the early budding and capsule formation stage seed set. High-yielding cultivars also play an important role in boosting crop production due to their genetic potential that promotes higher productivity, disease resistance, and adaptability to adverse environmental conditions of varied pressures.

Rice fallow regions provide ample scope for area expansion of oil seeds. In India, rice is cultivated both under irrigated and rainfed conditions in various cropping systems across the length and width of the country occupying about 43 million hectares area [1]. Rice-rice, rice-sugarcane, rice-groundnut, rice-vegetables, rice-pulses, rice-sunflower, rice-sesame, and rice-fallows are the prevalent rice-based cropping systems in various parts of the country. The major area under rice production during *kharif* season in India remains fallow in the subsequent *rabi* due to various reasons, but lack of production technologies is considered as a major determinant. Being short-duration in nature, sesame is an ideal crop for cultivation in rice fallows [2]. To cope with the

increasing demand for oilseeds in the country, sesame should be included as an integral part of rice fallow areas with a dual advantage of crop diversification for sustainable production and increasing the area under sesame. To utilize the rice fallow areas with sesame, location-specific and economically viable technology for better performance of sesame is required to be evaluated through a proper understanding of the system ecology and constraints for adoption.

Cereal-oil seed systems occupy an important position in crop rotation, especially in Krishna western delta command area of Krishna Zone of Andhra Pradesh. Rice in *kharif* season and sesame during *summer* season is the newly followed cropping system in the Krishna agro-climatic zone under irrigated conditions. Sesame is considered the best crop in the binary rotation system, along with cereals. Continuous rice-rice crop rotation has led to the decline and deterioration of soil physical properties. This problem can be partly overcome by changing from rice-rice crop rotation to cereal-oilseed rotation system growth. Promoting rice-fallow sesame would also improve the sustainability of the rice production system, as well as enhance production and augment income. Identifying the constraints in *rabi* cropping that can be addressed through appropriate technological intervention should be considered. Considering the scope for area expansion in rice fallow areas, this study was conducted to identify suitable sesame variety and nutrient levels for the rice-sesame cropping system.

2. MATERIALS AND METHODS

A field experiment was conducted at an Agricultural college farm, Bapatla, Krishna Zone

of Andhra Pradesh, during the summer of 2022 to 2023 in a rice fallow situation. The experimental site is at an altitude of 5.49 meters above mean sea level, 15° 54' North latitude, 80° 30' East longitude, and about 7 km away from the Bay of Bengal. It is located in the coastal area of the Krishna Agro Climatic Zone of Andhra Pradesh, India. The climate of Andhra Pradesh is generally hot and humid. The experimental site was homogeneously fertile with flat and smooth topography and uniform texture. The soil was found to be sandy loam, slightly acidic in reaction, low in organic carbon (0.3%), low in available N (238 kg ha⁻¹), low in available P₂O₅ (23 kg ha⁻¹), and high in available K₂O (380 kg ha⁻¹).

The experiment was laid out in a randomized block design with a factorial concept and three replications. Factor A includes three varieties viz YLM 66, YLM 142, and YLM 146, and Factor B includes five fertilizer management practices. Control, 50% RDF +1% foliar spray of 19:19:19 at early budding stage and early capsule formation stage, 75% RDF +1% foliar spray of 19:19:19 at early budding stage and early capsule formation stage, 100% RDF +1% foliar spray of 19:19:19 at early budding stage and early capsule formation stage, 125% RDF +1% foliar spray of 19:19:19 at early budding stage and early capsule formation stage. The dibbling method of sowing was followed with a spacing of 30 cm x 15 cm and a gross plot size of 5.4 m x 4.5 m. As fertilizers were applied, 2 foliar sprays of nutrients 19:19:19 (N:P:K) @ 10g L⁻¹ were given at 40 DAS, and one more spray was applied at 50 DAS. No. of 5 tagged plants from the net plot area was measured. The total number of capsules from the five tagged plants was counted at harvest, and then an average number of capsules plant⁻¹ and no. of seeds capsule⁻¹ was calculated. Seed yield from a square meter area was recorded and expressed in kg ha⁻¹.

3. RESULTS AND DISCUSSION

3.1 Seed Yield

Data recorded on the seed yield of sesame as influenced by varieties and fertilizer levels are presented in Table 1. The seed yield obtained in YLM -146 was higher by significantly influenced by varieties; the highest seed yield (748 kg ha⁻¹) was recorded with variety YLM 146 (V₃), which was superior to the rest of the varieties, whereas the lowest seed yield (520 kg ha⁻¹) was observed

in variety YLM 66 (V₁). Seed yield in YLM-146 was higher by 21.4 and 43.84 percent over YLM-142 and YLM-66, respectively. The increase in seed yield of YLM-142 over YLM-66 was 18.4 percent. These findings are in line with the findings of Raja et al.[3], Nahar et al. [4], and Jat et al. [5].

Increasing the fertilizer levels, there was a significant increase in seed yield. Application of 125% RDF + 1% foliar spray of 19:19:19 at the early budding stage and early capsule formation stage (T₅) recorded the highest seed yield of 827 kg ha⁻¹. This was significantly superior to other fertilizers. Applying 100% RDF +1% foliar spray of 19:19:19 at the early budding stage and early capsule formation stage gave (T₄) 720 kg ha⁻¹ was on par with 100% RDF +1% foliar spray of 19:19:19 at the early budding stage and early capsule formation stage (T₃). The percent increase in seed yield with a fertilizer level was 14.8, 27.8, 63.1, and 42.7 over T₄, T₃, T₂, and T₁ treatments, respectively. The gain in seed yield due to 25% enhancement in fertilizer dose (125% RDF + 1% foliar spray of 19:19:19 at early budding stage and early capsule formation stage) over the recommended dose of NPK applied to soil (100% RDF + 1% foliar spray of 19:19:19 at early budding stage and early capsule formation stage) was worked out to be 14.8.0%, clearly showing that the currently recommended dose of NPK (40:20:20 kg NPK ha⁻¹) was suboptimal. The lowest seed yield (429 kg ha⁻¹) was recorded with control (T₁) and found statistically inferior to the rest of the treatments.

The improvement in seed yield with enhanced fertilizer level might be attributed to better availability and uptake of nutrients, which might have led to efficient metabolism. Higher levels of biomass accumulation and efficient translocation of photosynthates from source to sink might be responsible for the increased seed yields. The increase in sink capacity resulted in improved yield attributes, which was evidenced in Table 2, and consequently raised the grain yield of sesame. This is further supported by the fact that the soil of the experimental field was low in nitrogen (238 kg ha⁻¹). Thus, an increase in nitrogen supply might have increased all the growth parameters, attributing characteristics that ultimately contributed to an increase in seed yield. The above results conform with the findings of several researchers such as Shehu et al. [6], Kashani et al. [7], Hasan et al. [8], and Jasemi et al [9].

Table 1. Seed yield of *sesamum* varieties as influenced by different nutrient management practices

Treatments	Seed yield (kg ha ⁻¹)
Varieties (A)	
V ₁ : YLM 66	520
V ₂ : YLM 142	616
V ₃ : YLM 146	748
Sem(±)	19.59
CD (P=0.05)	57
Fertilizer levels (B)	
T ₁ : Control	429
T ₂ : 50% RDF + 1% foliar spray of 19:19:19 at early budding stage and early capsule formation stage	507
T ₃ : 75% RDF + 1% foliar spray of 19:19:19 at early budding stage and early capsule formation stage	647
T ₄ : 100% RDF +1% foliar spray of 19:19:19 at early budding stage and early capsule formation stage	729
T ₅ :125% RDF + 1% foliar spray of 19:19:19 at early budding stage and early capsule formation stage	827
S.Em(±)	25.30
CD (P=0.05)	73
Interaction (A x B)	
S.Em(±)	43.81
CD (P=0.05)	127

Table 1a. Interaction between varieties and nutrient management practices on sesame seed yield (kg ha⁻¹)

Fertilizer Levels	Variety		
	V ₁	V ₂	V ₃
T ₁	335	402	552
T ₂	397	531	593
T ₃	561	690	691
T ₄	681	696	811
T ₅	627	760	1093
S.Em±	43.8		
CD (P=0.05)	171.0		

Table 2. Yield attributes and oil yield (kg ha⁻¹) of sesame as influenced by different nutrient levels during the *summer* season

Treatments	No. of capsule plant ⁻¹	No. of Seeds capsule ⁻¹	1000 seed weight (g)
T ₁ : Control	35	32	2.3
T ₂ :50% RDF + 1% foliar spray of 19:19:19 at early budding stage and early capsule formation stage	42	38	2.4
T ₃ :75% RDF + 1% foliar spray of 19:19:19 at early budding stage and early capsule formation stage	72	43	2.8
T ₄ : 100% RDF +1% foliar spray of 19:19:19 at early budding stage and early capsule formation stage	78	50	2.8
T ₅ :125% RDF + 1% foliar spray of 19:19:19 at early budding stage and early capsule formation stage	96	51	2.9
S.Em (±)	2.6	1.1	0.1
CD (P=0.05)	7.0	4.0	0.3

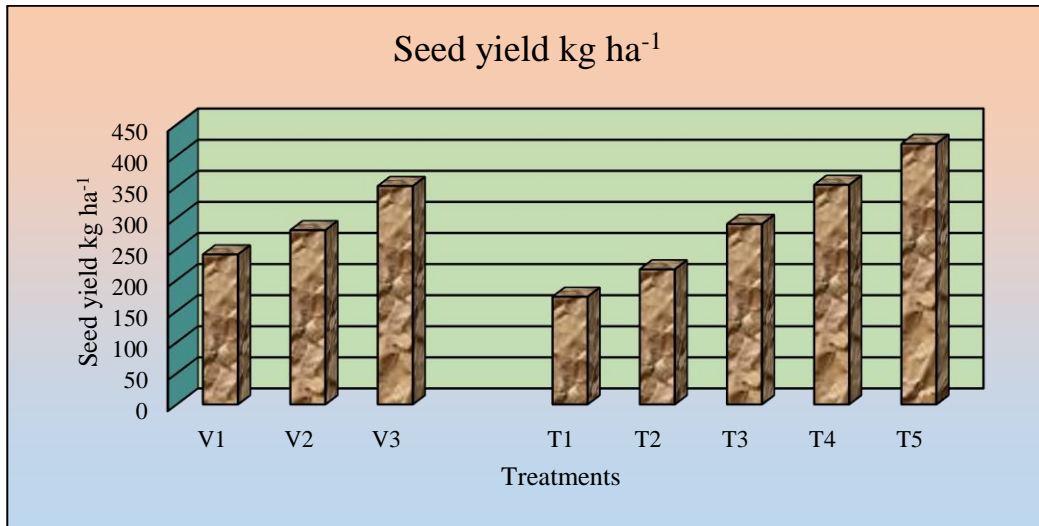


Fig. 1. Interaction between varieties and nutrient management practices on seed yield (kg ha⁻¹) of sesame

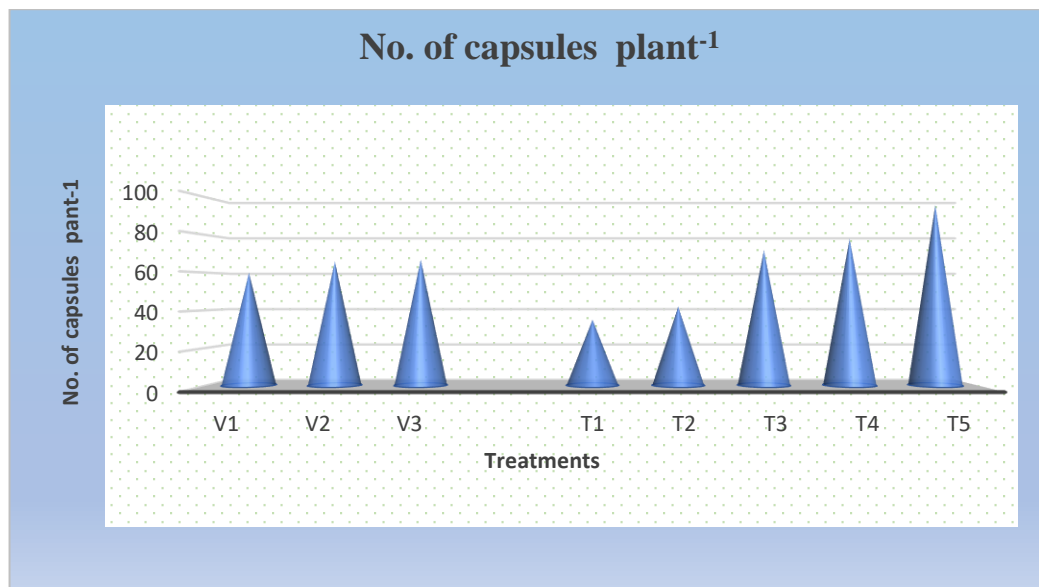


Fig. 2. No. of capsule plant⁻¹ of sesamum varieties as influenced by different nutrient management practices

3.2 Interaction Effect

The seed yield of sesame was found to be the highest with V₃ (YLM -146) at T₅ (125% RDF + 1% foliar spray of 19:19:19 at the early budding stage and early capsule formation stage, which was superior to the rest of the treatment combinations) which was however found statistically superior to rest of combinations. The variety YLM -146 at 100% RDF + 1% foliar spray of 19:19:19 at the early budding stage and early capsule formation stage was subsequent height seed yield but it was on par with the same variety

with 75% RDF + 1% foliar spray of 19:19:19 at early budding stage and early capsule formation stage, this is indicating that the supplemental 1% foliar feeding over the application of 75% RDF to soil was inadequate in realization of the highest seed yield as compared to 100% RDF + 1% foliar spray of 19:19:19 at early budding stage and early capsule formation stage, in rice fallows of sesame (Table 1a). The lowest seed yield was realized with variety V₁(YLM-66) at T₁ (control). Similar results were confirmed by Kashani et al. [7] and Mekonnen et al. [10].

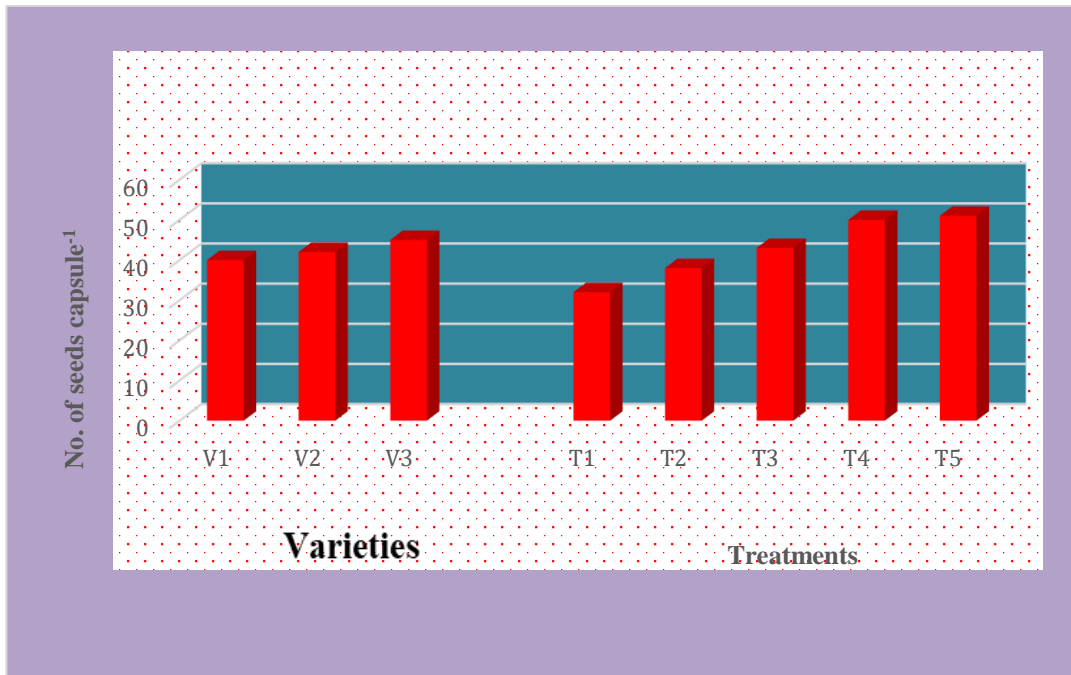


Fig. 3. No. of Seeds capsule⁻¹ of sesamum varieties as influenced by different nutrient management practices

3.3 Yield Attributes

3.3.1 No. of capsules plant⁻¹

Data recorded on no. of capsules plant⁻¹ are presented in Table 2. Number of capsules plant⁻¹ was significantly affected due to different varieties and nutrient levels but not their interaction. No. of capsules plant⁻¹ (67) obtained with YLM-146 (V₃) were found significantly higher compared to YLM-66 (V₁) but it was on par with YLM-142 variety (V₂). However, a minimum number of capsules, plant⁻¹(60), was observed in a variety of YLM 66 (V₁). This may be due to the hereditary behavior of sesame varieties and their different growth habits. Similar type results were also reported by Throve et al. [11], Kashani et al.[7], and Jat et al. [5].

In the case of fertilizer levels, application of 125% RDF + 1% foliar spray of 19:19:19 at the early budding stage and early capsule formation stage (T₅) significantly produced a maximum no. of capsules plant⁻¹(96), which was superior to the rest of the fertilizer levels. The no. of capsules plant⁻¹ was found to be significantly higher with 100 % RDF + 1% foliar spray of 19:19:19 at early budding stage and early capsule formation stage (T₄) over to 50 % RDF + 1% foliar spray of 19:19:19 at early budding stage and early capsule formation stage (T₃) and

control (T₁) treatment but it was on par with 75% RDF + 1% foliar spray of 19:19:19 at early budding stage and early capsule formation stage (T₄). In comparison, the minimum no. of capsule plant⁻¹(35) was recorded under control (T₁). Its role in various biochemical processes in the plant has been described by many scientists. Nitrogen by virtue of its link in the photosynthetic process and cell division, cell partitioning increased the dry matter accumulation at higher N levels. This higher dry matter and its partitioning might have resulted in more no. of capsules plant⁻¹ in sesame. Also, this might be due to more vigorous and luxuriant vegetative growth due to nitrogen application, which in turn favoured a better partitioning of assimilates from source to sink. The present results were in accordance with the findings of Subramanian and Ganesaraja [12] and Kushwaha [13].

3.3.2 No. of seeds per capsule

Data about the effect of various varieties and fertilizer levels on the number of seeds capsule⁻¹ are presented in Table 2, revealing that no. of seeds capsule⁻¹ significantly differs with varieties and fertilizer levels. The number of seeds per capsule with YLM-146 (V₃) produced a maximum no. of seeds per capsule (45), and it was significantly higher compared to YLM-66 but found statistically at par with YLM-142 (V₂) and

the minimum no. of seeds per capsule (40) was recorded in variety YLM 66 (V₁). These findings are in line with the findings of Throve et al. [11], Jat et al. [5] and Meena [14].

The application of nutrients significantly increased the number of seeds per capsule. Application of 125% RDF + 1% foliar spray of 19:19:19 at the early budding stage and early capsule formation stage (T₅) recorded a significantly higher number of seeds per capsule (51) which was on par with 100% RDF +1% foliar spray of 19:19:19 at the early budding stage and early capsule formation stage (T₄). Whereas the lowest number of seeds per capsule was recorded with control (T₁). This might be due to an improved source-sink relationship, with efficient translocation of photosynthates to the grains. Reverse is the case of lower fertilizer levels; hence, low number of filled grains per ear head was recorded with fertilizer levels. These results conform to the findings of Meena [14], Hasan et al. [8], and Jat et al. [5].

3.4 Seed Weight (g)

Significantly highest test weight (2.9 g) was observed with the application of 125% RDF + 1% foliar spray of 19:19:19 at the early budding stage and early capsule formation stage (T₅) over to 50% RDF +1% foliar spray of 19:19:19 at the early budding stage and early capsule formation stage (T₂) and control (T₁) but it was on par with 100% RDF +1% foliar spray of 19:19:19 at early budding stage and early capsule formation stage (T₄) and 75% RDF + 1% foliar spray of 19:19:19 at early budding stage and early capsule formation stage (T₃). The increase in thousand grain weight might be due to higher nitrogen levels and efficient dry matter partitioning besides better translocation to the sink, leading to the formation of large-sized grains due to adequate availability of nutrients at the time of grain filling. This is ultimately accountable for higher test weight. This is in accordance with the results reported by Gutu et al. [15], Chakraborty [16], Swain et al. [17], and Zebene and Negash [18].

4. CONCLUSION

Seed yield and yield attributes were highest with variety YLM 146 and fertilizer management practice of application of 125% RDF + 1% foliar spray of 19:19:19 at the early budding stage and early capsule formation stage, which indicates that YLM 146 coupled with 125 % RDF

application seems to be appropriate for getting higher seed yield and yield attributes in Krishna Zone of Andhra Pradesh.

COMPETING INTERESTS

Authors have declared that no competing interests exist.

REFERENCES

1. Anonymous. Annual Report (*khariif*) Agricultural Research Station, Mandore, Jodhpur, Rajasthan. 2009
2. Chauhan S, Praveen RV, Pratap KRA, Jayasree G, Narender RS. Response of sesame (*Sesamum indicum* L.) to irrigation scheduling based on climatological approach and N fertigation levels. Journal of Oilseed Research. 2016;33(1):38-44.
3. Raja A, Hattab KO, Gurusamy L, Vembu G, Suganya S. Sulphur application on growth, yield and quality of sesame varieties. International Journal of Agricultural Research. 2007a;2(7):599-606.
4. Nahar Z, Mistry KK, Saha AK, Khaliq QA. Response of nitrogen levels on yield of sesame (*Sesamum indicum* L.). SAARC Journal of Agriculture. 2008;(6):1.
5. Jat L, Yadav SS, Dhayal BC, Yadav G, Choudhary KM, Bera M. Effect of sulphur fertilization and varieties on sulphur use efficiency, yield attributes and yield of sesame. Journal of Pharmacognosy and Phytochemistry. 2017a;6(4):717-720.
6. Shehu HE, Kawari D, Sandabe MK. Effect of N and K fertilizer on yield content and uptake of N, P and K by sesame. International Journal of Agriculture and Biology. 2010;1814-9596.
7. Kashani S, Burio M, Nadeem A, Ahmad N, Saeed Z, Mohammad F, Ahamad S. Response of various sesame varieties under the influence of nitrogen and phosphorus doses. American Journal of Plant Sciences. 2015;(6):405-412.
8. Hasan Md M. Effect of nitrogen and sulphur on the growth and yield of sesame, M.Sc. (Agri.) Thesis, Sher-e-Bangla Agricultural University, Dhaka; 2013.
9. Maryam jassemi, Darabi F, Naseri R, Naserirad H, Bazdar S. Effect of planting date and nitrogen fertilizer application on grain yield and yield components in maize. American-Eurasian Journal of Agricultural

- and Environmental Sciences. 2013;13(7): 914-919.
10. Mekonnen SB, Sharma JJ, Dechassa N. Effects of nitrogen fertilizer rates on yield and yield components of sesame (*Sesamum indicum* L.) varieties under irrigation in Gode, South-Eastern Ethiopia International Journal of Plant Breeding and Crop Science. 2016;3(1):071-078.
 11. Thorve SB, Katwate MT, Jadhav JD. Response of sesamum (*Sesamum indicum* L.) cultivars under varying levels of fertilizers under rainfed conditions. Asian Journal of Soil Science. 2011;6(1):1-10.
 12. Subramanian P, Ganesaraja V. Response of *Setaria italica* to different management practices under dryland farming. Annals of Arid Zones India; 1992.
 13. Kushwaha R. Effect of different N, P and K doses on growth, yield and economics of sesame (*Sesamum indicum* L.) under rainfed conditions, M.Sc. (Agri.) Thesis, Jawaharlal Nehru Krishi Vishwa Vidyalaya, Jabalpur; 2013.
 14. Meena JK. Response of sesame (*Sesamum indicum* L.) varieties to varying levels of sulphur and its sources. M.Sc. (Agri.) Thesis, Swami Keshwanand Rajasthan Agricultural University, Bikaner; 2013.
 15. Gutu T, Biru A, Dereje A. Effect of nitrogen level and frequency on sesame (*Sesamum indicum* L.) yield and yield component in Western Oromiya, Ethiopia. Journal of Biology, Agriculture and Healthcare. 2016; 6(13): 128-133.
 16. Chakraborty A. Performance of summer sesame (*Sesamum indicum* L.) and estimation of economic and optimum doses of nitrogen and phosphorus in red and laterite soils of West Bengal. Journal of Crop and Weed. 2013;9(1):75-78.
 17. Swain BC, Mishra SP, Dash S, Padhiary AK. Effect of foliar application of nutrients on growth and yield of sesame (*Sesamum indicum* L.). International Journal of Conservation Science. 2020;8(4):1890-1895.
 18. Zebene K, Negash G. effect of NPS fertilizer rates on yield and yield components of sesame (*Sesamum indicum* L.) varieties at UKE, western Ethiopia. Journal of Plant Sciences. 2022; 10(3):96-105.

© Copyright (2024): Author(s). The licensee is the journal publisher. This is an Open Access article distributed under the terms of the Creative Commons Attribution License (<http://creativecommons.org/licenses/by/4.0>), which permits unrestricted use, distribution, and reproduction in any medium, provided the original work is properly cited.

Peer-review history:

The peer review history for this paper can be accessed here:
<https://www.sdiarticle5.com/review-history/116547>