

Unemployment and Human Capital Loss in Nigeria

Eko Omini Eko ^{a*} and Ilemona Adofu ^a

^a Department of Economics, Federal University of Lafia, Nigeria.

Authors' contributions

This work was carried out in collaboration between both authors. Both authors read and approved the final manuscript.

Article Information

DOI: 10.9734/SAJSSE/2022/v13i330359

Open Peer Review History:

This journal follows the Advanced Open Peer Review policy. Identity of the Reviewers, Editor(s) and additional Reviewers, peer review comments, different versions of the manuscript, comments of the editors, etc are available here: <https://www.sdiarticle5.com/review-history/84528>

Original Research Article

Received 02 January 2022
Accepted 09 March 2022
Published 29 March 2022

ABSTRACT

The paper compares trends in unemployment and human capital loss over a life-cycle period. Brain drain, infant mortality rate and out of school children are used as proxies for human capital loss, and their trend relationships with unemployment rate were analyzed between the period 1999–2019. The study adopted descriptive method of analysis. Findings showed that unemployment exacerbates brain drain, infant mortality rate and out of school children over a life time period. The author however recommends the development of tertiary education, and most especially vocational education in order to contribute to job creation and reduce the negative effect of unemployment. Also, implementation of requisite health policies and programmes that will reduce infant mortality rate will also reduce human capital loss in Nigeria.

Keywords: Human capital loss; unemployment; brain drain; infant mortality rate.

JEL Codes: J24, J64, J61, I0

1. INTRODUCTION

One of the major challenges developing nations face is that of unemployment and human capital loss. Each of these challenges comes with a plethora of vicissitudes and thus stifling

development efforts. Ifere, Eko and Orlu [1] for instance, link unemployment to conflicts and violent crimes in Nigeria, especially in the resource rich Niger-Delta region of the country. Accordingly, failure of government to evolve practicable policies to absorb the ever-growing work force has rather strengthened the armed

*Corresponding author: Email: ekoomini@gmail.com, clementandrew98@gmail.com;

militia (e.g. Boko Haram) and further manifesting in the form of insecurity and economic losses.

The World Development Index (2018) further shows that increases in growth rates of unemployment further exacerbates human capital loss. Human capital loss could manifest in form of brain drain, school dropout and/or poor enrollment rates in primary, secondary and tertiary institutions. All of these exert untold hardship to victims, who rather than live in a country where basic survival is dicey, fall prey to slightest opportunities to explore greener pastures abroad. Joseph (2018) in Ilemona (2018) highlights that brain drain accelerates the 'international transfer of resources in the form of human capital and mainly applies to the migration of relatively highly educated individuals from developing to developed countries.' Thus, part of the reason developing nations are trapped in a web of underdevelopment is that the best brains travel to take advantage of better work opportunities abroad while those who do not have opportunity to travel grapple with gruesome economic hardship and become less productive.

Unemployment also stifles development through poor rates of literacy. This pass-through effect cannot be underestimated. World over, countries associated with higher literacy rates have often achieved higher development, better leadership and a higher quality of life [2,3]. On the other turn, low literacy rate has been associated with poor economic performance and underdevelopment. Ever wondered why it is South Korea and not North Korea that produces the popular Samsung and automobile (Hyundai) brands? Well, a snapshot of these stylized facts might suffice. According to the Index Mundi (2018), North Korea unemployment rate towers at 25.5 per cent (2013 est.) and far higher than that of their sister South Korea, which stood at 3.7 per cent (2019 est.). This is not unconnected to differences in levels of literacy rates in these countries [4]. Conversely, economic growth rates and quality of life further explain this disparity. While North is growing at -1.1 per cent (2015 est.), South grew at 2.8 per cent (2015 est.) (Index Mundi, 2018). In Nigeria, unemployment towers at 33 percent (2019 est.), while economic growth dipped to -1.92 per cent in 2020 compared to 2.27 per cent in 2019 (Nigeria Bureau of Statistics [NBS], 2020).

Several findings in the empirical literature indicate that long-term unemployment may lead to a loss of human capital [5]. Thus long term

unemployment has the tendency to bring about human capital shortage over a life time period. Very importantly, it should be known that besides exacerbating human capital loss, unemployment further widens the mismatch between vacancies and skill-set in a self-reinforcing manner (Joachim, 1989).

Recent studies especially by Bagliano et al. [5] have made very significant feats in modelling the life cycle of human capital investment and the expected discounted utility of consumption, however, this study will compare trends in unemployment and human capital loss in Nigeria using brain drain, mortality rate and children out of school as indicators of human capital loss. Much of these discussions will ensue in the following subsections of the paper.

2. LITERATURE REVIEW

2.1 The Human Capital Theory

The theory of human capital have been attributed to the works of Schultz [6], Sakamota and Powers [7] and Psacharopoulos and Woodhall [8]. The theory presupposes that formal education is key to improving the productive capacity of a people. This can be interpreted to imply that a more educated population is a more productive and prosperous population and can contribute even more to national economic growth and development.

Olaniyan and Okemakinde [9] clearly highlight that the economic prosperity and functioning of a nation depends primarily on its physical and human capital stock. Although physical capital development has formed the focus of economic study, attention has now been shifted to human capital. The authors further explain, 'Human capital theory emphasizes how education increases the productivity and efficiency of workers by increasing the level of cognitive stock of economically productive human capability which is a product of innate abilities and investment in human beings. Thus, provision of formal education is seen as a productive investment in human capital, which proponents of the theory have considered as equally or even more equally worthwhile than that of physical capital'. The human capital theory therefore underpins this study.

2.2 Empirical Literature

Moller (1989) investigated the deterioration of human capital during spells of unemployment. As

shown in his model, unemployment pool declines as total unemployment falls. It can be shown that with a linear deterioration function and a simple distribution function for the reservation productivity of firms, unemployment duration is suitably described by a distribution of the Gompertz-Makeham type. In a numerical simulation it could be demonstrated that deterioration of human capital during unemployment affects the relation between vacancies and unemployment in a specific way: in the case of labour market slackness the steady-state Beveridge curve markedly bends away from the standard u-v-curve in an outward direction while in an almost full employment situation, the effects are negligible. For higher deterioration parameters the Beveridge curve may even be upward sloping in a situation of excess supply on the labour market implying the existence of multiple equilibria. Empirical estimation of the distribution function with German labour market data 1984-1987 revealed that the multiple equilibrium case is likely to be relevant in reality [10,11].

Olaniyan and Okemakinde [9] studied human capital theory and its implication for educational development. The authors asserted that, the belief that education is an engine of growth rests on the quality and quantity of education itself in a particular country. The study demonstrated that formal education attainment is *sin qua non* to improving a country's productive capacity. Empirical evidences of human capital model were identified and findings showed that investment in education contributes significantly to human capital development *cum* economic growth and development.

Potrafke [12] investigated how unemployment-induced employment-breaks at different career stages influence pension benefits. The analysis is based on German data. The author distinguishes four different career phases and investigated the extent to which the prevailing social security policy compensated for earning losses. The results revealed that losses in pension benefits were the greatest, if unemployment occurred in the middle of a career (between 31 and 50). Moreover, social security policies have had a mitigating effect on losses in pension benefits. These findings indicate that institutions have influence on how career patterns translate into pension benefits.

In their study of unemployment and human capital, Alvarez and Shimer [13] found that the

average wage is a poor indicator of the quality of an industry. Indeed, positive productivity shocks may lower the average wage by inducing an inflow of unskilled workers. Instead, the ratio of unskilled-to-skilled workers or the skill premium may be a better indicator. Likewise, an industry in a good state may tend to shrink over time; As unskilled workers accumulate skills they reduce unskilled-to-skilled labour ratio, possibly inducing some of the remaining unskilled workers to exit the industry.

However, Bagliano, Fugazza and Nicodano [5] captured the theme more comprehensively. They submitted that the recent Great Recession highlighted that long-term unemployment spells which entail persistent losses in workers' human capital. Their paper extended the life-cycle model of savings and portfolio choice with unemployment risk, by allowing the possibility of permanent reductions in expected earnings following long-term unemployment. The optimal risky portfolio share becomes flat in age due to the resolution of uncertainty about future returns to human capital that occurs as the worker ages. This may help to explain the observed relatively flat, or only moderately increasing, shares of investors during working life, and have important consequences for the design of optimal life-cycle portfolios by investment funds.

A couple of studies within Africa and Nigeria have also been conducted that border on the subject matter. Ojo and Ugochukwu (2011) attempted an explanation of the causes of brain drain in Nigeria with a focus on leadership performance. The study used simple percentages and ranking method in its analysis and findings revealed that bad leadership contribute to brain drain in Nigeria. Also, mass unemployment and poverty, poor working conditions account for brain drain in Nigeria. Similarly, Adeyemi, Ebenezer and Attah (2018) examined the effect of brain drain on development of African countries, particularly, Nigeria, Kenya and Ethiopia. The study used the Ordinary Least Square (OLS) method as estimation technique and found that brain drain exhibit a negative relationship with economic development among African countries, while human capital development contributes positively to economic growth and development in Africa.

3. METHODOLOGY

The study adopts a descriptive approach to data presentation and analysis. To this end, data is

presented in tables, percentages and charts, in order to do trend analyses. More so, the scope of the study covers the two decades of democratic dispensation in the country (specifically from 1999 through 2019). The author considers the period in order to assess influence of unemployment on human capital loss using indicators to wit: brain drain, children out of school and mortality rate. Howbeit, data for the study was sourced from the [14], Index Mundi [15], and World Development Indicators [16].

4. RESULTS AND DISCUSSION

Data analysis is carried out on unemployment rate and different proxies of human capital loss. First, we compare and analyze unemployment rate with infant mortality rate (per 1,000 live births) as presented below;

Table 1 and Fig. 1 above show the relationship between unemployment and the first proxy of human capital loss – infant mortality rate. The infographics affirm the fact that unemployment

and infant mortality rate move in a similar direction. In 1999 for instance, unemployment stood at 9.1 per cent while infant mortality for every 1,000 live births stood at 114.5 per cent. A marginal decline to 8.9 per cent in unemployment in the following year also led to a decline in infant mortality rate to 111.6 per cent. Five years later, a slight increase in unemployment to 9 per cent also led to an increase in infant mortality rate to 96.2 per cent. The trend has been the same even for the preceding years except for the years 2009, 2011 through 2017. This trend can be linked with the sound healthcare policies/programmes initiated by the then Yaradua/Goodluck led administration such as such as the National Health Law (NHL) and National Health Insurance Scheme (NHIS), with about 50 percent concentration on maternal health and children below the age of five. Accordingly, polio eradication programmes, pentavalent vaccines, and Pneumonoccal conjugate vaccines have been adopted to stem infant mortality in Nigeria.

Table 1. Unemployment and infant mortality rate (per 1,000 live births)

Year	Unemployment rate	Mortality rate, infant (per 1,000 live births)
1999	9.1	114.5
2000	8.9	111.6
2001	9.1	108.6
2002	9.2	105.6
2003	9.2	102.5
2004	9.0	99.4
2005	9.0	96.28
2006	8.8	93
2007	8.5	89.9
2008	8.6	86.8
2009	9.5	83.9
2010	9.7	81
2011	9.7	78.3
2012	9.8	75.7
2013	9.8	73.3
2014	12.6	71
2015	16.3	68.7
2016	20.7	66.68
2017	19.9	64.6
2018	22.6	75.7
2019	21.3	74.2

Source: Federal Reserve Economic Data (FRED), 2021; World Development Indicators, 2021

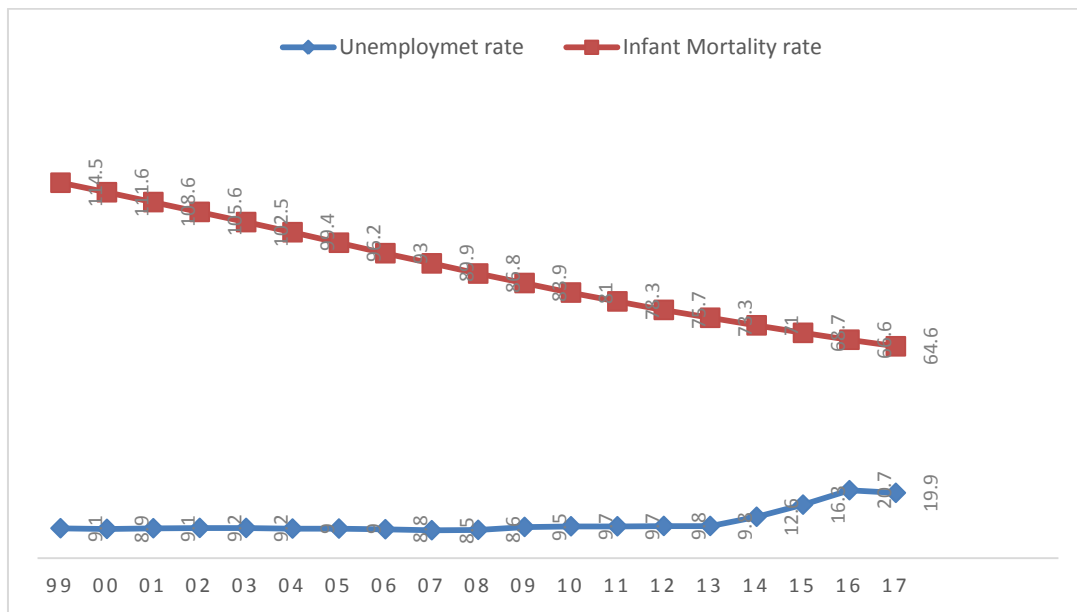


Fig. 1. Unemployment and Infant mortality rate

Table 2. Unemployment and net migration

Year	Unemployment rate	Net migration
1999	9.1	-
2000	8.9	-
2001	9.1	-
2002	9.2	-170000
2003	9.2	-
2004	9.0	-
2005	9.0	-
2006	8.8	-
2007	8.5	-300000
2008	8.6	-
2009	9.5	-
2010	9.7	-
2011	9.7	-
2012	9.8	-300000
2013	9.8	-
2014	12.6	-
2015	16.3	-
2016	20.7	-
2017	19.9	-300000
2018	22.6	-
2019	21.3	-

Source: Federal Reserve Economic Data (FRED), 2019; World Development Indicators, 2019

However, some studies that have established the positive relationship between unemployment and mortality rate include Johannesson and Gerdtham [17], Schwartz, Davidson, Shor and Roelfs [18], Grignon, Jusot and Buchmueller [19]. These studies find that unemployment increases mortality as people suffering from unemployment are more vulnerable to cardiovascular mortality,

cancer mortality, etc. Specifically, Schwartz et al (2007) showed that risk of death was 63 per cent higher among people suffering from unemployment. These findings portend that people become more vulnerable to ailments, with increased chances of mortality when subjected to unemployment and poverty.

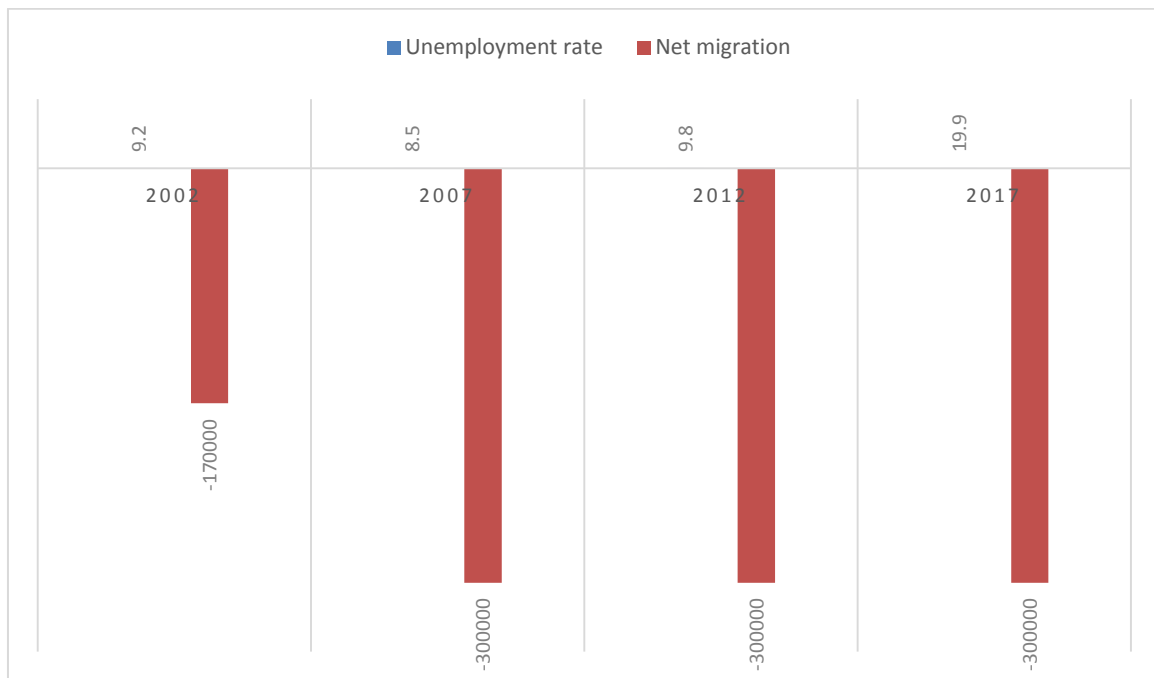


Fig. 2. Unemployment and net migration

Table 3. Unemployment and tertiary enrollment

Year	Unemployment rate	Tertiary Enrollment
1999	9.1	6.1
2000	8.9	-
2001	9.1	-
2002	9.2	-
2003	9.2	9.7
2004	9.0	9.9
2005	9.0	10.5
2006	8.8	-
2007	8.5	-
2008	8.6	-
2009	9.5	-
2010	9.7	9.6
2011	9.7	10.2
2012	9.8	-
2013	9.8	-
2014	12.6	-
2015	16.3	-
2016	20.7	-
2017	19.9	-

Source: Federal Reserve Economic Data (FRED), 2021; World Bank 2021

Table 2, Fig. 2 also compares trends in unemployment and another proxy of human capital loss - net migration. Net migration is the difference between immigrants and emigrants in a country. A positive value connotes the country had more immigrants whereas a negative value shows the country has more emigrants (World Bank, 2018). This index has been adopted in this

study to capture brain drain which is one of the manifestations of human capital loss in developing countries. Conversely, the paucity of data characteristic of a developing country such as Nigeria will limit the extent of analysis of the relationship between these two variables as evident in the Table 2. Conversely, the infographics above affirm the fact that citizens

become vulnerable to brain drain in a country characterized by unemployment persistence, although, beyond 2007, net migration has been constant at -300,000. These findings are in consonance with the submissions of Anetoh and Onwudinjo [20] and Umana [21] in their studies of brain drain in the Nigerian economy. While the former associates brain drain to mass emigration in Nigeria the later showed that this mass exodus is a direct consequence of mass unemployment, poor remuneration and conditions of service, poverty, poor leadership, amongst others.

Table 3, Fig. 3 overleaf compares trends in unemployment and tertiary enrollment rate, another proxy for measuring human capital. Obviously, the data for tertiary enrolment is sparse as reported in Table 3 above. Howbeit, available data suggests that unemployment persistence barely reduces tertiary enrollment rate in Nigeria. This is attributed to the fact that individuals constantly seek opportunities to improve on their skill-set either via formal or informal education, given the scarcity of jobs and the competitive nature of the labour market.

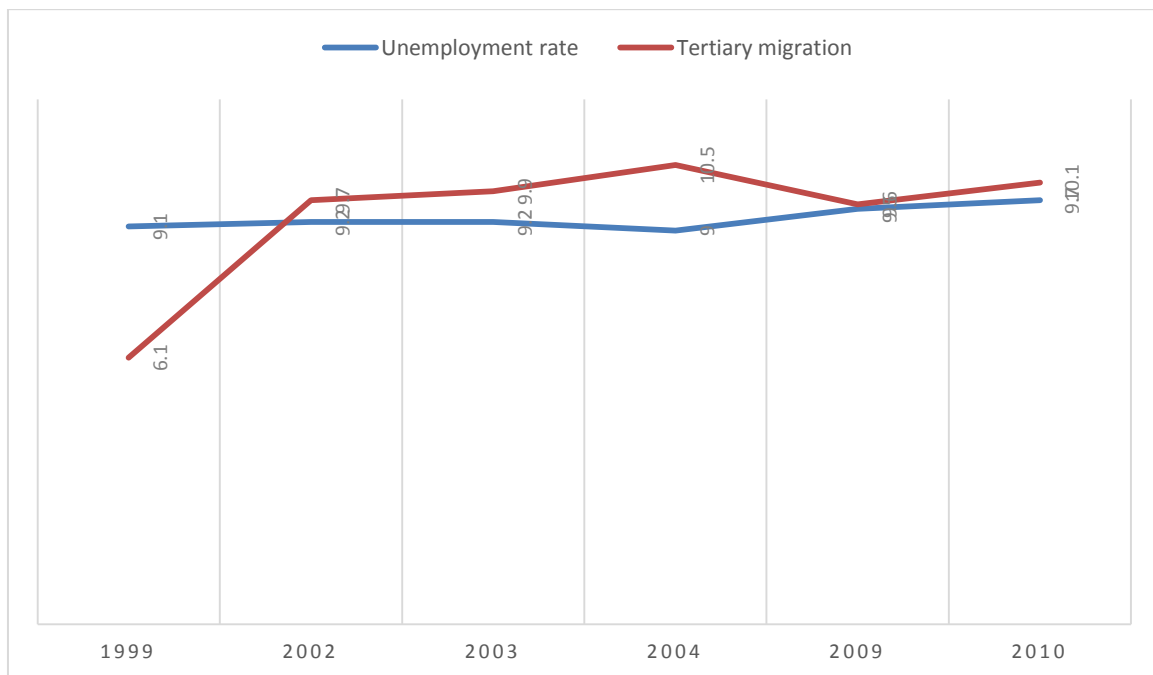


Fig. 3. Unemployment rate and tertiary enrollment

Table 4. Unemployment and children out of school

Year	Unemployment rate	Children out of School
1999	9.1	37.09
2000	8.9	34.04
2001	9.1	—
2002	9.2	—
2003	9.2	—
2004	9.0	32.36
2005	9.0	31.92
2006	8.8	31.47
2007	8.5	28.64
2008	8.6	35.40
2009	9.5	34.32
2010	9.7	34.33
2011	9.7	32.36

Source: Federal Reserve Economic Data (FRED, 2021); Index Mundi (2021)

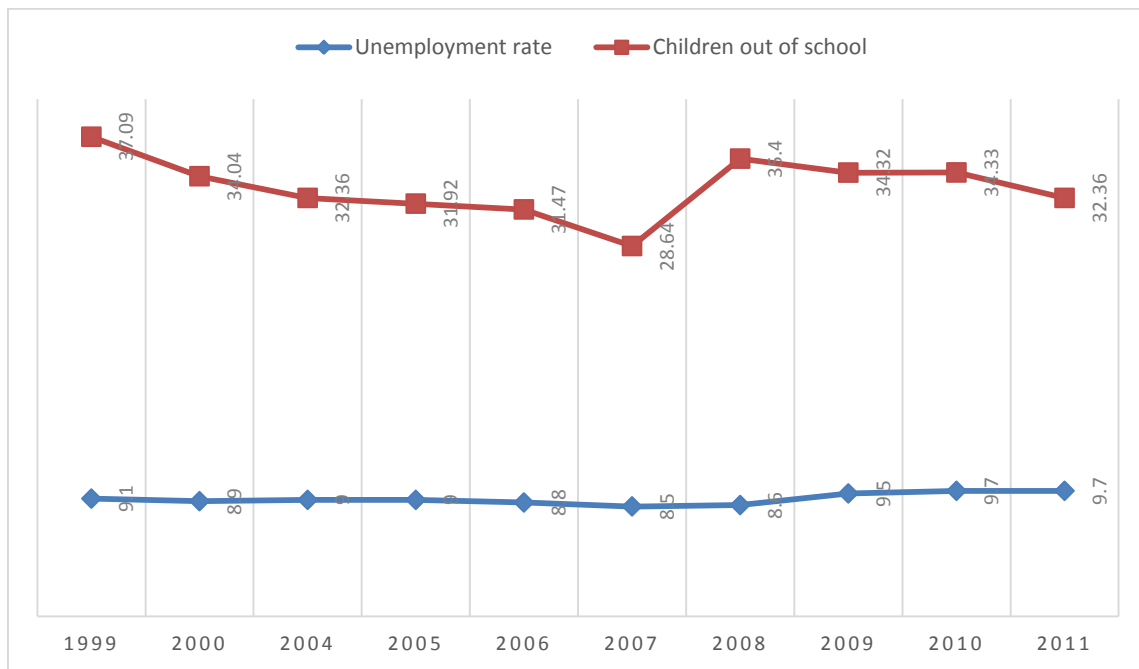


Fig. 4. Unemployment rate and children out of school

Lastly, unemployment and children out of school was presented in Table 4, Fig. 4 above. The infographics showed the same trend and pattern for both variables from 1999 - 2000, 2006 – 2007 and 2010. The few exceptions between 2004 – 2005, 2008 – 2009, and 2011 can be attributed to compulsory and free education programmes in some states of the federation.

4. CONCLUSION

The study compared trends in unemployment and human capital loss (proxied by brain drain, mortality rate, and children out of school). Data spanning the period 1999 to 2019 was used for trend analysis. To achieve the objectives, line graphs were used to compare trends in the variables. Data was also presented in tables and percentages to support the line graphs. It is found that unemployment exacerbates loss of human capital in Nigeria. The effect of unemployment is felt more on brain drain (net migration) and mortality rates of infants. The economic losses associated with brain drain, infant mortality, and out of school children remain unquantifiable and accounts for part of the underdevelopment in poor countries of the world.

Arising from the findings from this study, the following recommendations are proffered;

- I. Poor countries yearning for development should prioritize circular education as well as vocational education in primary and secondary schools. This will equip early school leavers with requisite skill-set for self-employment and self-reliance. Most of the people who receive vocational education might turn out to become job creators. More so, government should seek to achieve 25 per cent budgetary allocation in the education sector as directed by United Nations Educational, Scientific and Cultural Organisation (UNESCO).
- II. Government of Nigeria should put measures in place to checkmate brain drain either by creating enabling environment that promotes innovation, self-actualization, and reward for hard work. The cost of doing this cannot be compared with the losses associated with brain drain.
- III. More so, governments of Nigeria should seek to evolve better health policies and improve on health expenditure in order to bring infant mortality to the zeroes.
- IV. Finally, the government of Nigeria should review social security programmes at

periodic intervals in order to improve quality of life of its citizenry.

COMPETING INTERESTS

Authors have declared that no competing interests exist.

REFERENCES

1. Ifere EO, Eko EO, Orlu RN. Governance and violent conflict: A common sense model for sustainable economic development in Nigeria. *European Journal of Social Sciences*. 2017;55(1):113 –123.
2. Beblo M, Wolf E. Wage penalties for career interruptions – An empirical analysis for West Germany. *ZEW Discussion Paper No. 02-45*; 2002)
3. Joseph P. Human capital development in developing nations: Understanding the place of health and education in development. In Ilemona, A. (2019). *Perspectives on Problems and Policies of Development in Developing Nations*. ADESSY Printing & Company, Lafia; 2019.
4. Acemoglu D, Robinson JA. *Why nations fail*. Profile Books Ltd, London; 2012.
5. Bagliano FC, Fugazza C, Nicodano G. Life-cycle portfolios, unemployment and human capital loss. *Journal of Macroeconomics*. 2019;60,:325-340.
6. Schultz TW. *Investment in human capital*. New York. The Free Press; 1971.
7. Sakamota A, Powers PA. Education and the dual labour market for Japanese Men in America. *Social Rev*. 1995;60(2):222–246.
8. Psacharopoulos G, Woodhall M. *Education for development: An analysis of investment choice*. New York, Oxford University Press; 1997.
9. Olaniyan DA, Okemakinde T. Human capital theory: Implications for educational development. *Pakistan Journal of Social Sciences*. 2008;5(5):479–483.
10. Licht G, Steiner V. Individual income dynamics, human capital effects and non-employment spells. *Jahrbücher für Nationalökonomie und Statistik* 209/3-4:241-265; 1992.
11. Möller J. Unemployment and deterioration of human capital: A labour market model with hysteresis implications (No. 245). *Diskussionsbeiträge-Serie I*; 1989.
12. Potrafke N. Unemployment, human capital depreciation and pension benefits: An empirical evaluation of German data. *Journal of Pension Economics & Finance*. 2012;11(2):223-241.
13. Alvarez F, Shimer R. Unemployment and human capital. University of Chicago. mimeo; 2009.
14. Federal Reserve Economic Database; 2021.
15. Index Mundi. Unemployment rate; 2021. Available: <https://www.indexmundi.com/>
16. World Bank. *World development indicators*. Washington DC: The World Bank; 2021.
17. Gerdtham UG, Johannesson M. A note on the effect of unemployment on mortality. *Journal of health economics*. 2003;22(3):505-518.
18. Roelfs DJ, Shor E, Davidson KW, Schwartz JE. Losing life and livelihood: A systematic review and meta-analysis of unemployment and all-cause mortality. *Social science & medicine*. 2011; 72(6):840-854.
19. Buchmueller TC, Jusot F, Grignon M. Unemployment and mortality in France, 1982-2002. *CHEPA Working Paper Series*; 2007.
20. Anetoh BC, Onwudinjo VG. Emigration and the problem of brain drain in Nigeria: A philosophical evaluation. *Journal of African Studies and Sustainable Development*. 2020;3(1):86–98.
21. Umana K. Causes and effect of brain drain in Nigeria; 2018. Available: <http://researchcyber.com>

© 2022 Eko and Adofu; This is an Open Access article distributed under the terms of the Creative Commons Attribution License (<http://creativecommons.org/licenses/by/4.0>), which permits unrestricted use, distribution, and reproduction in any medium, provided the original work is properly cited.

Peer-review history:

The peer review history for this paper can be accessed here:

<https://www.sdiarticle5.com/review-history/84528>