



Studies on Graded Levels of NPK on Growth and Yield of Parthenocarpic Cucumber (*Cucumis sativus* L.) under Naturally Ventilated Polyhouse Condition

Chavan B. R. ^{a*}, Puri A. N ^a, Kalalbandi B. M. ^a,
Tribhuwan A.R ^a and Ighare O. A ^a

^a Department of Soil Science and Agricultural Chemistry, College of Agriculture Latur, Vasanttrao Naik Marathwada Krishi Vidyapeeth, Parbhani- 431402, Maharashtra, India.

Authors' contributions

This work was carried out in collaboration among all authors. All authors read and approved the final manuscript.

Article Information

DOI: 10.9734/IJPSS/2024/v36i34441

Open Peer Review History:

This journal follows the Advanced Open Peer Review policy. Identity of the Reviewers, Editor(s) and additional Reviewers, peer review comments, different versions of the manuscript, comments of the editors, etc are available here: <https://www.sdiarticle5.com/review-history/113168>

Original Research Article

Received: 12/12/2023

Accepted: 16/02/2024

Published: 22/02/2024

ABSTRACT

The present study highlights on graded levels of NPK on growth and yield of parthenocarpic cucumber (*Cucumis sativus* L.) under naturally ventilated polyhouse condition. The graded level of NPK applied in parthenocarpic Cucumber (*Cucumis sativus* L.) under naturally ventilated polyhouse condition. The results in nutshell indicated that the growth, yield, quality, nutrient availability, nutrient uptake were significantly influenced by application of 125% NPK RDF of cucumber crop. The growth parameters viz., plant height 74.44, 99.18, 131, 153 and 194.58 cm at 30 DAT, 45 DAT, 60 DAT, 75 DAT and 90 DAT, Number of primary branches 8.24, 10.96, 15.40, 17.60 and 20.02 at 30

*Corresponding author: E-mail: baluc400@gmail.com;

DAT, 45 DAT, 60 DAT, 75 DAT and 90 DAT, leaf area 163, 242.33, 307, 387.33 and 492.33 cm² 30 DAT, 45 DAT, 60 DAT, 75 DAT and 90 DAT, internodal distance, fruit length, fruit weight, fruit diameter, dry matter content, chlorophyll – a, chlorophyll – b and total chlorophyll content, number of leaves significantly increased with application of 125 % RDF with 7 days of intervals. Significantly higher number of fruits plant⁻¹, number of primary branches, fruit yield plot⁻¹, Leaf area and fruit yield ha⁻¹, with application of 125 % RDF with 7 days of intervals. The improvement in quality parameters were recorded with application of 125 % RDF with 7 days of intervals. followed by treatments T6, T7, (100 % RDF with 2 and 7 days of intervals upto 90 DAT) and T8 (125% of RDF 2 days of interval up to 90 DAT).

Keywords: *Cucumber; parthenocarpic; RDF; NPK.*

1. INTRODUCTION

Global vegetable production of 956 million tonnes has grown by 56 percent in the last decade. Asia cultivates by far the most vegetables in the world and has also shown the strongest growth over the last decade. The total area of protected cultivation in India is approx 30,000 ha. Contributes 0.23% of the total area under the horticulture crop cultivation in India at and of the 11th five-year plan (Shweta et al. 2014). The total area of cucumber growing In India is 78,000 hectares with an annual production of 11.42 lakh MT (National Horticulture Board 2016-17). The cucumber (*Cucumis sativus* L.) is one of the most important greenhouse vegetable crops of the cucurbitaceae family and has a chromosome number, 2n = 14. As a vegetable crop parthenocarpic cucumber has great economic importance.

The immature fruit of cucumber is used as salad and for making pickles, paharirayata and brined on a commercial scale. The root system consists of the main root which branches out into very fine secondary roots which are white in colour. the main stem is angular and thorny, with nodes at the point where thorns and leaves developed. Secondary shoots are from each leaves axle. The flowers are yellow in colour. The fruits of cucumbers possess various medicinal properties e. g. cooling effect, prevention of constipation, checks jaundice and indigestion. Cucumber is a very low-calorie vegetable, providing only 15 calories 100 per g, it contains a high content of water which makes cucumber an ideal food for hydration and cooling. This is a very good source of potassium, vitamin K and other special antioxidants that are essential for the human body's brain, heart and urinary system [1]. Cucumber contains 0.6 g protein, 2.6 g carbohydrate, 12 cal energy, 18 mg Ca, 0.2 mg Fe, 0.02 mg thiamine, 0.02 mg riboflavin, 0.01

mg niacin and 10 mg vitamin C per 100 g of edible portion (Rashid 1999). Parthenocarpic and gynoecious cucumber cultivars increase the potential to yield high fruit load in controlled environments resulting in a high harvest index.

The yield of cucumber is influenced by several factors including the optimum nutrition of the crop. Cucumber is the fourth most important sole vegetable crop after tomato, cabbage and onion in Asia. the second most important vegetable after tomato in 2 Western Europe Cucumber is a thermophilic and frost-susceptible crop, growing best at temperature above 20°C Growing of high-value vegetables like cucumber in the greenhouse has been reported to give high yield and good quality produce in developed countries. Hence there is a need to standardize the integrated nutrient management practices for cucumber growing under low-cost greenhouses to increase productivity under indian conditions [2].

2. MATERIALS AND METHODS

A field experiment entitled “Studies on graded levels of NPK on growth, yield and quality of parthenocarpic cucumber (*Cucumis sativus* L.) Under naturally ventilated polyhouse condition” was conducted in Research field of the College of Agriculture, Ambajogai. during 2021-2022. The details of the material used and the techniques employed in the experiment are given in this chapter. The total geographical area of Beed district is 10.69 mha. Geographically Beed district comes under Maharashtra state which is located between 18.72° 05' to 18° 75' North. The soils of Beed district belongs to order Vertisols, Inceptisol and Entisol derived from Deccan trap. RDF (100: 50: 50 kg NPK ha) was supplied through water soluble fertilizer as 0:52.34, and 13:00:45.

The composite soil sample before sowing was taken for their initial values. The soil pH (7.23) and EC (1.04 dSm^{-1}) were analyzed using soil:water suspension (1:2.5) and determined by potentiometric method and Conductivity meter method (Jakson, 1973), respectively, The soil was also carried for organic carbon (0.30%) by Walkley and Black [3] method, available N (198.2 kg ha^{-1}) determined by alkaline KMnO_4 as described by Subbiah and Asija [4], available P (16.23 kg ha^{-1}) by Olsen's method as described by Jackson (1973), and available K (275.5 kg ha^{-1}) by using Flame photometer as described by Piper [5]. The experiment was laid out in factorial randomized block design with two factors viz. At the time of bed preparation, 5 qt FYM was applied to experimental plots uniformly. Cucumber plants were fertigated on day of 2 days intervals and seven days intervals of treatments and one-hour were irrigation applied through drip irrigation. Water soluble fertilizers viz, 0:52.34, and 13:00:45 will be applied treatment-wise as soil application according to RDF of cucumber crop at 2 days and 7 days of intervals up to 90 DAT.

3. RESULTS AND DISCUSSION

3.1 The Effect of Graded Levels of NPK on Growth of Parthenocarpic Cucumber under Naturally Ventilated Polyhouse Condition

The data related to different vegetative parameters viz., vine length, stem girth, leaf area, internodal distance and number of primary branches as influenced by application of graded level of NPK with certain parameters.

3.2 Vine Length

It was observed that the average length of the vine was significantly influenced by different fertigation treatments at various growth stages. The highest vine length 74.44, 99.18, 131, 153.76 and 194.58 cm at 30, 45, 60, 75, and 90 DAT was observed in treatment T_9 (125% RDF at 7 days intervals upto 90 DAT) respectively. Which was at par with treatments T_6 , T_7 and T_8 . The lowest average vine length 42.10, 66.53, 89.40, 111.36 and 124.13 cm at 30, 45, 60, 75, and 90 DAT respectively was observed in treatment T_1 (control).

Shown in the Table no 1. The increased vine length of cucumber might be due to microclimate conditions inside the polyhouse and application of organic and inorganic fertilizers along with increased nutrient availability to plants, their better absorption and translocation more quickly by plants as compared to a single source or lower amount of nutrients.

Organic manures are rich sources of both macro and micronutrients and when applied with biofertilizers, enhance the environmental nitrogen fixation and also increase humus forming microbes which has a positive effect on vine length. these findings are by Singh et al. [6] who reported that the application of 25 percent FYM + 25 percent Poultry manure + 25 percent VC + 25 percent NPK was recorded highest vine length of cucumber under protected cultivation. Similarly, Anjanappa et al. [2] reported that increased vine length could be attributed to the positive response of cucumber to the INM and prevailing environmental conditions in a greenhouse. Similar findings have also been reported by Mohan et al. [7] in cucumber under polyhouse conditions.

Table 1. Effect of graded level of NPK on Vine length (cm) of parthenocarpic cucumber

| Treatments | Vine length (cm) | | | | |
|--|------------------|-------------|-------------|-------------|-------------|
| | 30 DAT | 45 DAT | 60 DAT | 75 DAT | 90 DAT |
| T1 Control | 42.10 | 66.53 | 89.40 | 111.36 | 124.13 |
| T2 50% RDF at 2 days interval upto 90 DAT | 61.53 | 78.45 | 108.62 | 139.21 | 167.86 |
| T3 50% RDF at 7 days interval upto 90 DAT | 62.12 | 82.03 | 112.77 | 140.33 | 174.45 |
| T4 75% RDF at 2 days interval upto 90 DAT | 64.59 | 83.56 | 115.96 | 143.19 | 177.05 |
| T5 75% RDF at 7 days interval upto 90 DAT | 66.89 | 84.36 | 117.33 | 144.71 | 180.85 |
| T6 100% RDF at 2 days interval upto 90 DAT | 70.21 | 94.70 | 125.71 | 148.68 | 188.51 |
| T7 100% RDF at 7 days interval upto 90 DAT | 71.96 | 95.80 | 126.78 | 149.11 | 189.41 |
| T8 125% RDF at 2 days interval upto 90 DAT | 73.75 | 98.40 | 129.04 | 151.55 | 192.21 |
| T9 125% RDF at 7 days interval upto 90 DAT | 74.44 | 99.18 | 131.00 | 153.76 | 194.58 |
| S. E \pm | 1.21 | 1.95 | 1.51 | 2.42 | 2.35 |
| C. D @ 5 % | 3.62 | 5.83 | 4.53 | 7.27 | 7.05 |

3.3 Leaf Area

The data related to leaf area as influenced by the application of graded levels of NPK at different growth stages is represented in Table no.2 and Fig. 2. It was observed that the average leaf area was significantly influenced by different fertigation treatments at various growth stages. The highest leaf area 163, 242.33, 307, 387.30, and 492.34 cm² at 30, 45, 60, 75, and 90 DAT respectively was observed in treatment T₉ (125% RDF at 7 days interval upto 90 DAT) which was at par with treatment T₆, T₇ and T₈. The lowest average leaf area of 131.33, 155, 193.32, 241 and 286 cm² at 30, 45, 60, 75, and 90 DAT respectively was observed in treatment T₁ (control). Ahamad et. al., [8] also revealed that the application of organic manure, chemical fertilizers and fluorescens separately and in combination significantly enhanced the growth-related attributes of cucumber.

3.4 Internodal Distance

The data on internodal distance as influenced by the application of graded levels of NPK at different growth stages is represented in Table no. 3 and Fig. 3. It was observed that the average internodal distance was significantly influenced by different fertigation treatments at various growth stages. The highest internodal distance of 4.97, 5.34, 6.78, 8.56 and 9.70 cm at 30, 45, 60, 75, and 90 DAT was observed in treatment T₉ (125% RDF at 7 days intervals upto 90 DAT) respectively. which was at par with treatments T₆, T₇ and T₈. The lowest average internodal distance of 1.98, 2.29, 3.12, 4.30 and 5.12 cm at 30, 45, 60, 75, and 90 DAT was observed in treatment T₁ (control). The parthenocarpic cucumber cultivar bears fruits at almost every node. Therefore, plants with less internode distance produce a higher number of nodes per plant which is desirable to get higher fruit yield. Similar findings earlier reported by Bhoopendra et al. (2019).

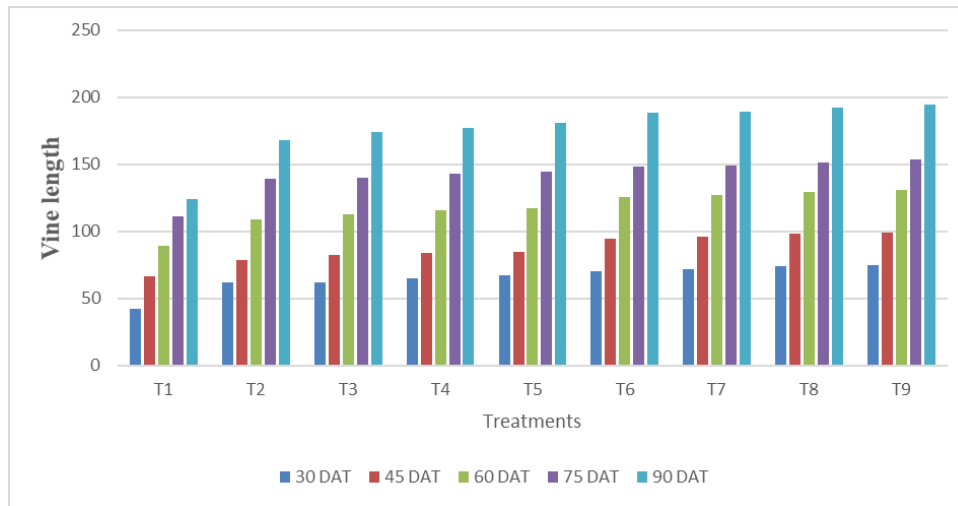


Fig. 1. Effect of graded level of NPK on Vine length (cm) of parthenocarpic cucumber

Table 2. Effect of graded level of NPK on Leaf area (cm²) of parthenocarpic cucumber

| Treatments | Leaf area (cm ²) | | | | |
|--|------------------------------|-------------|--------------|-------------|--------------|
| | 30 DAT | 45 DAT | 60 DAT | 75 DAT | 90 DAT |
| T1 Control | 131.33 | 155.00 | 193.33 | 241.00 | 286.00 |
| T2 50% RDF at 2 days interval upto 90 DAT | 141.33 | 213.33 | 280.00 | 369.33 | 451.33 |
| T3 50% RDF at 7 days interval upto 90 DAT | 143.67 | 218.67 | 285.33 | 371.33 | 454.33 |
| T4 75% RDF at 2 days interval upto 90 DAT | 146.00 | 222.67 | 292.67 | 374.33 | 464.33 |
| T5 75% RDF at 7 days interval upto 90 DAT | 149.33 | 228.00 | 294.33 | 376.33 | 468.67 |
| T6 100% RDF at 2 days interval upto 90 DAT | 158.33 | 236.00 | 298.67 | 381.67 | 486.00 |
| T7 100% RDF at 7 days interval upto 90 DAT | 159.67 | 237.00 | 299.33 | 383.33 | 487.00 |
| T8 125% RDF at 2 days interval upto 90 DAT | 161.33 | 240.00 | 305.33 | 385.67 | 490.67 |
| T9 125% RDF at 7 days interval upto 90 DAT | 163.00 | 242.33 | 307.00 | 387.33 | 492.33 |
| S. E ± | 3.16 | 3.05 | 3.35 | 3.13 | 3.69 |
| C. D @ 5 % | 9.48 | 9.13 | 10.04 | 9.38 | 11.06 |

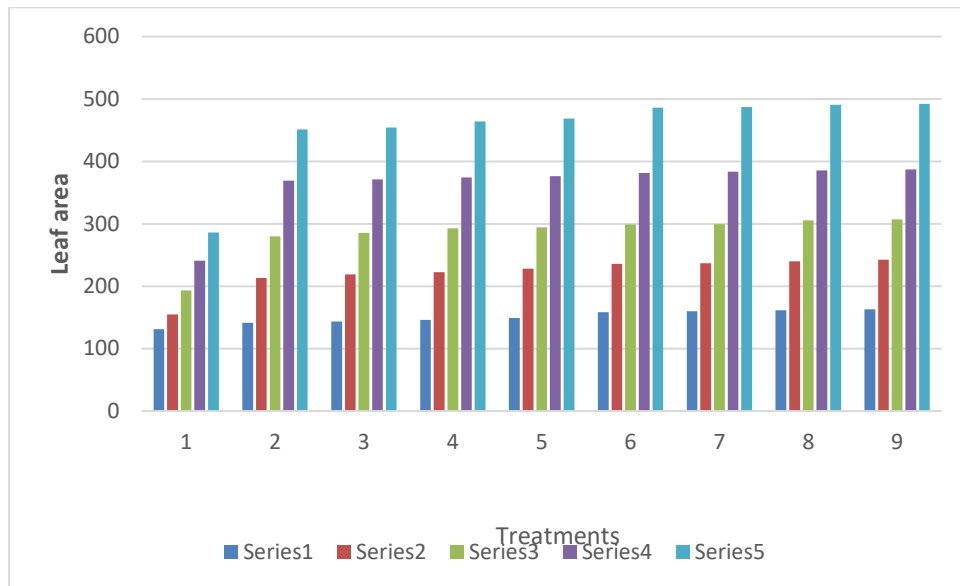


Fig. 2. Effect of graded level of NPK on Leaf area of parthenocarpic cucumber

Table 3. Effect of graded level of NPK on internodal distance (cm) of parthenocarpic cucumber

| Treatments | Internodal distance (cm) | | | | |
|--|--------------------------|-------------|-------------|-------------|-------------|
| | 30 DAT | 45 DAT | 60 DAT | 75 DAT | 90 DAT |
| T1 Control | 1.98 | 2.29 | 3.12 | 4.30 | 5.12 |
| T2 50% RDF at 2 days interval upto 90 DAT | 2.15 | 2.86 | 3.68 | 5.20 | 5.89 |
| T3 50% RDF at 7 days interval upto 90 DAT | 2.60 | 2.80 | 2.98 | 4.49 | 6.39 |
| T4 75% RDF at 2 days interval upto 90 DAT | 3.27 | 3.18 | 3.68 | 4.96 | 6.79 |
| T5 75% RDF at 7 days interval upto 90 DAT | 3.56 | 3.89 | 4.58 | 5.45 | 7.48 |
| T6 100% RDF at 2 days interval upto 90 DAT | 3.78 | 3.97 | 4.75 | 6.35 | 7.89 |
| T7 100% RDF at 7 days interval upto 90 DAT | 4.56 | 4.78 | 5.12 | 7.45 | 7.95 |
| T8 125% RDF at 2 days interval upto 90 DAT | 4.86 | 4.96 | 6.19 | 7.92 | 8.89 |
| T9 125% RDF at 7 days interval upto 90 DAT | 4.97 | 5.34 | 6.78 | 8.56 | 9.70 |
| S. E ± | 0.43 | 0.59 | 0.73 | 0.79 | 0.61 |
| C. D @ 5 % | 1.28 | 1.78 | 2.18 | 2.37 | 1.84 |

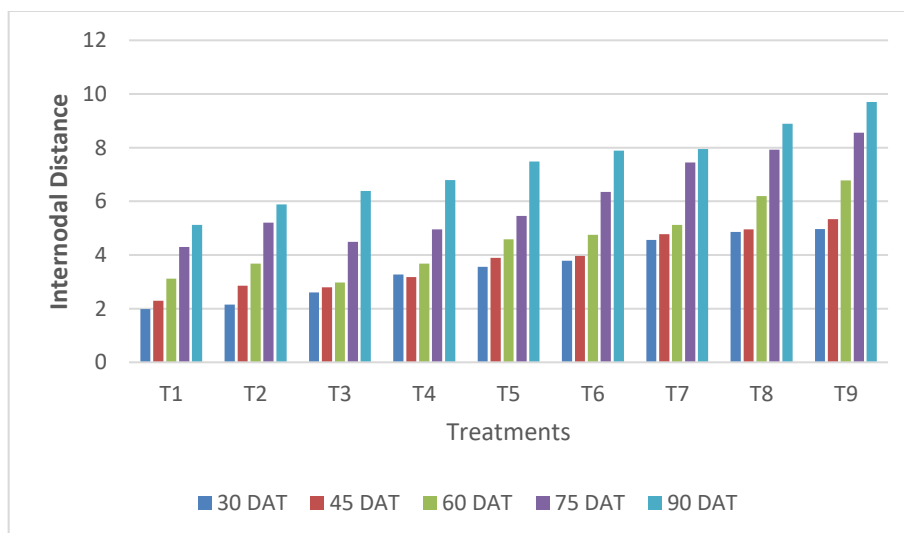


Fig. 3. Effect of graded level of NPK on internodal distance of parthenocarpic cucumber

3.5 Number of Primary Branches

The data resulting on primary branches as influenced by the application of graded levels of NPK at different growth stages is represented in Table no. 4 and Fig. 4 It was observed that the average primary branches were significantly influenced by different fertigation treatments at various growth stages. The highest primary branches 8.24, 10.96, 15.40, 17.60 and 20.02 at 30, 45, 60, 75, and 90 DAT respectively was observed in treatment T₉ (125% RDF at 7 days intervals upto 90 DAT) which was at par with treatment T₆, T₇ and T₈. The lowest average primary branches 2.70, 3.34, 6.38, 7.41 and 9.46 at 30, 45, 60, 75, and 90 DAT respectively were observed in treatment T₁ (control).

The variation in the number of branches might have been due to the number of nodes in the

vine because branches rise from the nodes of the vine. The significant growth concerning fertilizer doses and fertilizer treatments. Similar were also found by Eifediyi and Remison [9] Tekale et al. [10].

3.6 Fruit Length

The data regarding fruit length as influenced by the application of graded levels of NPK at different growth stages is represented in Table no.5 and Fig. 5 It was observed that the average fruit length was significantly influenced by different fertigation treatments at various growth stages. The highest fruit length was observed in treatment T₉ (125% RDF at 7 days interval upto 90 DAT) 19.01 cm at harvest. which was at par with treatments T₆, T₇ and T₈. The lowest average fruit length 7.46 cm at harvest was observed in treatment T₁ (control).

Table 4. Effect of graded level of NPK on Primary branches of parthenocarpic cucumber

| Treatments | Primary branches | | | | |
|--|------------------|-------------|-------------|-------------|-------------|
| | 30 DAT | 45 DAT | 60 DAT | 75 DAT | 90 DAT |
| T1 Control | 2.70 | 3.34 | 6.38 | 7.41 | 9.46 |
| T2 50% RDF at 2 days interval upto 90 DAT | 4.85 | 7.50 | 10.34 | 11.37 | 13.41 |
| T3 50% RDF at 7 days interval upto 90 DAT | 4.93 | 7.59 | 10.43 | 11.53 | 14.58 |
| T4 75% RDF at 2 days interval upto 90 DAT | 5.70 | 8.25 | 11.29 | 12.20 | 15.38 |
| T5 75% RDF at 7 days interval upto 90 DAT | 5.75 | 8.86 | 11.46 | 12.52 | 16.34 |
| T6 100% RDF at 2 days interval upto 90 DAT | 6.52 | 9.52 | 13.93 | 15.64 | 18.37 |
| T7 100% RDF at 7 days interval upto 90 DAT | 6.84 | 9.83 | 13.95 | 15.44 | 18.74 |
| T8 125% RDF at 2 days interval upto 90 DAT | 7.17 | 10.40 | 14.40 | 16.23 | 19.19 |
| T9 125% RDF at 7 days interval upto 90 DAT | 8.24 | 10.96 | 15.40 | 17.60 | 20.02 |
| S. E ± | 0.51 | 0.63 | 0.61 | 0.68 | 0.57 |
| C. D @ 5 % | 1.52 | 1.88 | 1.84 | 2.04 | 1.72 |

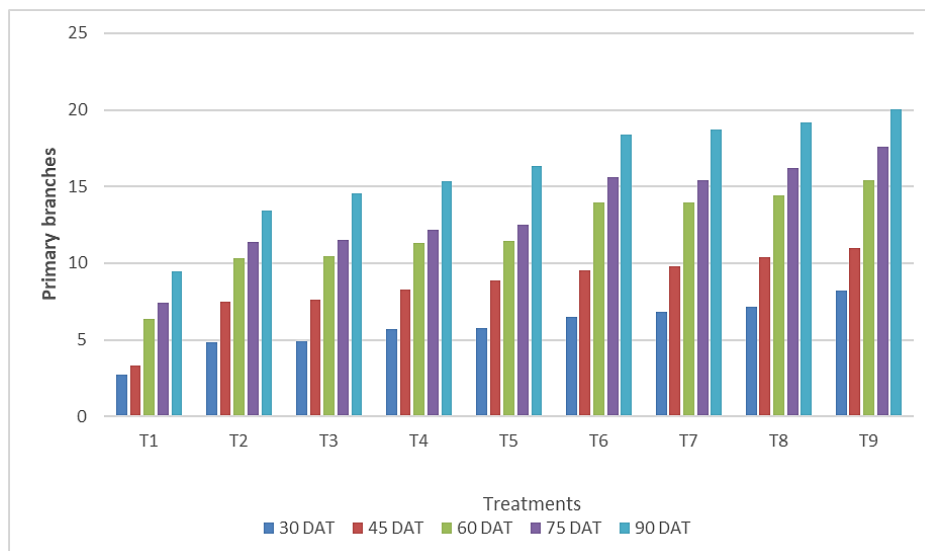


Fig. 4. Effect of graded level of NPK on Primary branches of parthenocarpic cucumber

Table 5. Effect of graded level of NPK on fruit length, fruit weight and fruit diameter (cm) at harvest of parthenocarpic cucumber

| Treatments | Fruit length (cm), fruit weight (gm), fruit diameter (cm) | | |
|--|---|-------------------|---------------------|
| | Fruit length (cm) | Fruit weight (gm) | Fruit Diameter (cm) |
| T1 Control | 7.46 | 72.81 | 5.78 |
| T2 50% RDF at 2 days interval upto 90 DAT | 10.56 | 122.82 | 7.41 |
| T3 50% RDF at 7 days interval upto 90 DAT | 12.51 | 125.22 | 8.19 |
| T4 75% RDF at 2 days interval upto 90 DAT | 13.81 | 128.85 | 8.87 |
| T5 75% RDF at 7 days interval upto 90 DAT | 15.63 | 130.10 | 9.19 |
| T6 100% RDF at 2 days interval upto 90 DAT | 17.50 | 133.46 | 11.15 |
| T7 100% RDF at 7 days interval upto 90 DAT | 17.81 | 136.23 | 11.30 |
| T8 125% RDF at 2 days interval upto 90 DAT | 18.17 | 138.66 | 11.48 |
| T9 125% RDF at 7 days interval upto 90 DAT | 19.01 | 140.76 | 12.34 |
| S. E ± | 0.51 | 2.69 | 0.42 |
| C. D @ 5 % | 1.51 | 8.06 | 1.26 |

The increased fruit length might be due to favourable conditions inside the polyhouse and graded level application of nutrients which perhaps helped in the synthesis of a greater amount of food material and translocated to developing fruit whereas higher accessibility of nutrients due to chemical fertilizers and organic manures helped in higher protein synthesis resulted in increased fruit length of the parthenocarpic cucumber. Similarly, they revealed that the application of chemical fertilizers and vermicompost along with biofertilizers significantly increased the fruit length and fruit diameter of cucumber. Similar trends were also observed by Singh et al [6].

3.7 Fruit Diameter

The data resulting in fruit diameter as influenced by the application of graded levels of NPK at different growth stages is represented in Table no. 5 and Fig. 5. It was observed that the average fruit diameter was significantly influenced by different fertigation treatments at various growth stages. The highest fruit diameter was observed in treatment T₉ (125% RDF at 7-day intervals upto 90 DAT) 12.34 cm at harvest, which was at par with treatments T₆, T₇ and T₈. The lowest average fruit diameter 5.78 cm at harvest was observed in treatment T₁ (control).

The increased fruit diameter might be due to favourable microclimate conditions inside the polyhouse and integrated application of nutrients which perhaps helped in the synthesis of a greater amount of food material and translocated to developing fruit whereas higher accessibility of nutrients due to chemical fertilizers and organic manures helped in higher protein synthesis

resulted in increased fruit length and fruit diameter of cucumber. The findings of Kanujia and Daniel [11] are in conformity with these results was also reported that maximum fruit length and diameter was observed with the application of 50 percent NPK + 5 tonne VC + biofertilizers in cucumber.

3.8 Fruit Weight

The data regarding fruit weight by application of graded levels of NPK at different growth stages is represented in table no. 5 and Fig. 5. It was observed that the average fruit weight was significantly influenced by different fertigation treatments at various growth stages. The highest fruit weight was observed in treatment T₉ (125% RDF at 7 days intervals upto 90 DAT) 140.76 gm at harvest, which was at par with treatments T₆, T₇ and T₈. The lowest average fruit weight 72.8 gm at harvest was observed in treatment T₁ (control).

Increased fruit weight might be due to the maximum uptake of nutrients due to the influence of fertilizers along with organic and inorganic fertilizers under polyhouse conditions which provided favourable conditions for better absorption and translocation of nutrients. The application of organic and inorganic fertilizers which increased phosphorus levels which perhaps resulted in the proper formation of nucleic acid and cell division increased the fruit weight and the C:N ratio in a balanced manner might have increased the carbohydrate synthesis which ultimately enhanced the fruit weight. similar findings were also reported by Prabhu et al. [12].

3.9 Yield Parameters

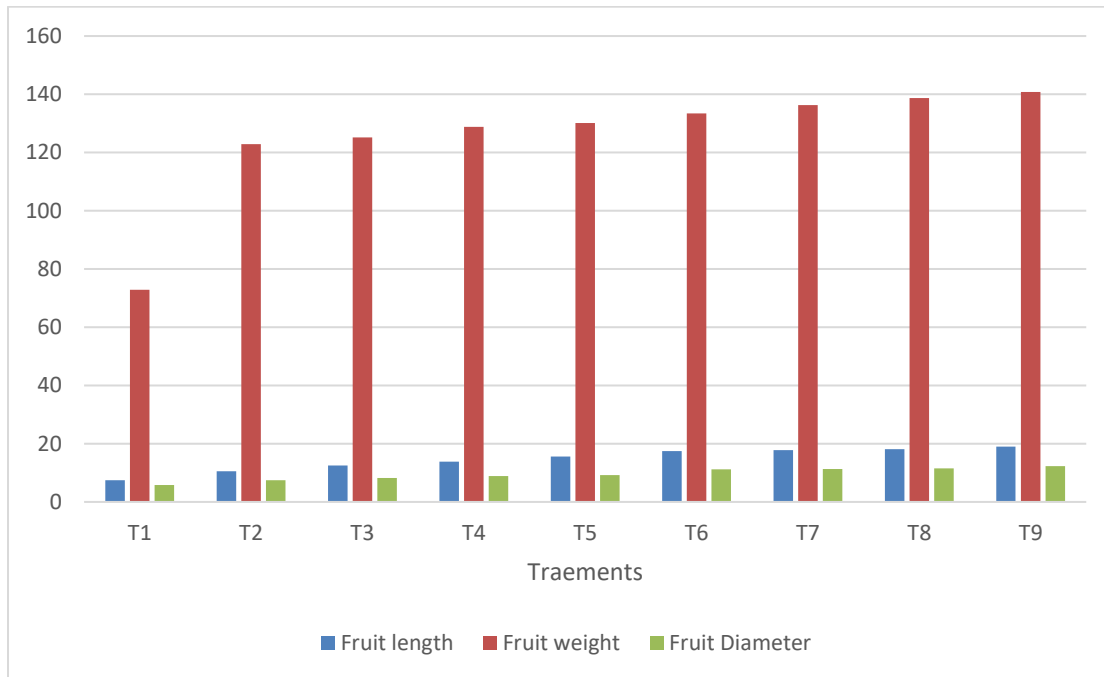


Fig. 5. Effect of graded level of NPK on Fruit length Fruit Weight, Fruit Diameter (cm) at Harvest of parthenocarpic cucumber

The data relating to different yield parameters of parthenocarpic cucumber number of fruits per plant, fruit yield per plant, fruit yield per plot, and fruit yield tone per hectore as influenced by the application of graded level of NPK with certain parameters.

3.10 Number of Fruits Per Plant

The data concerning the number of fruits per plant as influenced by the application of graded levels of NPK at different growth stages is represented in Table no. 6 and Fig. 6. It was observed that the average number of fruits per plant was significantly influenced by different fertigation treatments at various growth stages. The highest number of fruits per plant 9.17, 15.41, 18.64 and 26.27 at 45, 60, 75, and 90 DAT respectively was observed in treatment T₉ (125% RDF at 7 days intervals upto 90 DAT) which was at par with treatment T₆, T₇ and T₈. The lowest average number of fruits per plant 4.90, 6.62, 8.66 and 10.83 at 45, 60, 75, and 90 DAT was observed in treatment T₁ (control).

It is clear from the above results that the application of graded-level NPK fertilizers significantly increased the number of fruits per plant in parthenocarpic cucumbers might be due to a higher rate of metabolic activity and more

accumulation of carbohydrates with these treatments under naturally ventilated climatic conditions inside the polyhouse. These findings are in accordance with Anajanappa et al [2] who recorded that higher number of fruits per plant.

Similarly, Prabhu et al. [12] also revealed a greater number of fruits per plant in cucumber with the application of 50 percent RDF + VC 2 t ha⁻¹ along with biofertilizers. Similar findings were also reported by Bindiya et al. [13] in cucumber.

3.11 Fruit Yield Per Plant

The data related to fruit yield per plant as influenced by the application of graded levels of NPK at different growth stages is represented in Table 7 and Fig. 7. It was observed that the average fruit yield per plant was significantly influenced by different fertigation treatments at various growth stages. The highest fruit yield per plant 1.97, 2.22, 2.35, and 2.48 kg at 45, 60, 75, and 90 DAT was observed in treatment T₉ (125% RDF at 7 days intervals upto 90 DAT) respectively, which was at par with treatment T₆, T₇ and T₈. The lowest average fruits yield per plant 0.93, 0.96, 1.35 and 1.45 at 45, 60, 75, and 90 DAT was observed in treatment T₁ (control).

Table 6. Effect of graded level of NPK on number of fruits per plant of parthenocarpic cucumber

| Treatments | Number of Fruits per plant | | | |
|--|----------------------------|-------------|-------------|-------------|
| | 45 DAT | 60 DAT | 75 DAT | 90 DAT |
| T1 Control | 4.90 | 6.62 | 8.66 | 10.83 |
| T2 50% RDF at 2 days interval upto 90 DAT | 6.55 | 11.14 | 12.16 | 13.70 |
| T3 50% RDF at 7 days interval upto 90 DAT | 6.73 | 11.50 | 12.80 | 14.99 |
| T4 75% RDF at 2 days interval upto 90 DAT | 7.75 | 12.25 | 14.58 | 16.98 |
| T5 75% RDF at 7 days interval upto 90 DAT | 7.90 | 13.58 | 15.64 | 17.85 |
| T6 100% RDF at 2 days interval upto 90 DAT | 8.86 | 13.98 | 16.98 | 22.57 |
| T7 100% RDF at 7 days interval upto 90 DAT | 8.96 | 14.96 | 17.13 | 23.01 |
| T8 125% RDF at 2 days interval upto 90 DAT | 9.14 | 15.14 | 17.87 | 25.11 |
| T9 125% RDF at 7 days interval upto 90 DAT | 9.17 | 15.41 | 18.64 | 26.27 |
| S. E ± | 0.21 | 0.47 | 0.56 | 1.34 |
| C. D @ 5 % | 0.62 | 1.40 | 1.67 | 4.01 |

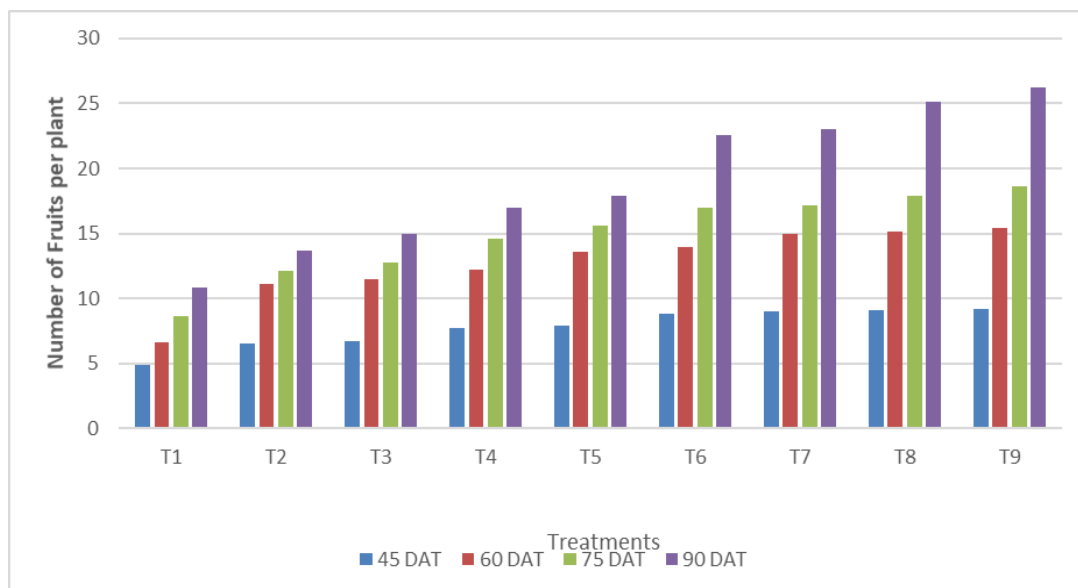


Fig. 6. Effect of graded level of NPK on Number of Fruits per plant of parthenocarpic cucumber

3.12 Fruit Yield Tone Per ha

Table 7. Effect of graded level of NPK on fruit yield per plant (kg) of parthenocarpic cucumber

| Treatments | Fruit yield per plant (kg) | | | |
|--|----------------------------|-------------|-------------|-------------|
| | 45 DAT | 60 DAT | 75 DAT | 90 DAT |
| T1 Control | 0.93 | 0.96 | 1.35 | 1.45 |
| T2 50% RDF at 2 days interval upto 90 DAT | 1.80 | 2.00 | 2.08 | 2.30 |
| T3 50% RDF at 7 days interval upto 90 DAT | 1.82 | 2.04 | 2.13 | 2.29 |
| T4 75% RDF at 2 days interval upto 90 DAT | 1.84 | 2.09 | 2.15 | 2.31 |
| T5 75% RDF at 7 days interval upto 90 DAT | 1.85 | 2.11 | 2.20 | 2.38 |
| T6 100% RDF at 2 days interval upto 90 DAT | 1.92 | 2.19 | 2.29 | 2.42 |
| T7 100% RDF at 7 days interval upto 90 DAT | 1.92 | 2.19 | 2.30 | 2.42 |
| T8 125% RDF at 2 days interval upto 90 DAT | 1.93 | 2.20 | 2.31 | 2.44 |
| T9 125% RDF at 7 days interval upto 90 DAT | 1.97 | 2.22 | 2.35 | 2.48 |
| S. E ± | 0.01 | 0.01 | 0.02 | 0.02 |
| C. D @ 5 % | 0.04 | 0.04 | 0.06 | 0.07 |

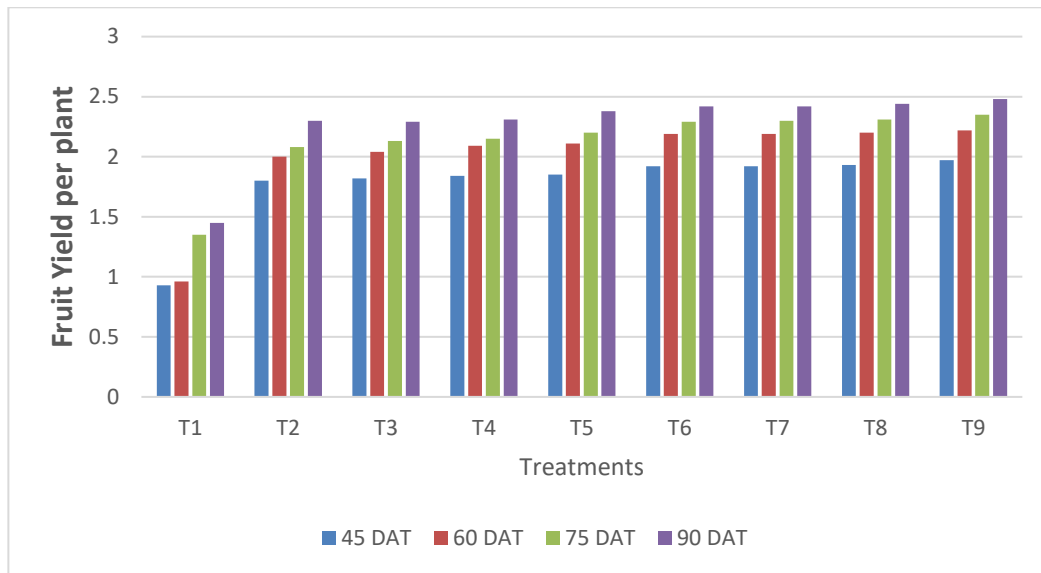


Fig. 7. Effect of graded level of NPK on Fruit Yield per plant of parthenocarpic cucumber

Table 8. Effect of graded level of NPK on fruit yield (tone ha⁻¹) of parthenocarpic cucumber

| Treatments | Fruit yield (tone ha ⁻¹) | | | |
|--|--------------------------------------|-------------|-------------|-------------|
| | 45 DAT | 60 DAT | 75 DAT | 90 DAT |
| T1 Control | 25.00 | 25.71 | 36.25 | 38.84 |
| T2 50% RDF at 2 days interval upto 90 DAT | 48.30 | 53.57 | 55.80 | 61.70 |
| T3 50% RDF at 7 days interval upto 90 DAT | 48.75 | 54.55 | 57.14 | 61.25 |
| T4 75% RDF at 2 days interval upto 90 DAT | 49.29 | 55.89 | 57.59 | 61.79 |
| T5 75% RDF at 7 days interval upto 90 DAT | 49.55 | 56.61 | 58.84 | 63.84 |
| T6 100% RDF at 2 days interval upto 90 DAT | 51.43 | 58.75 | 61.34 | 64.55 |
| T7 100% RDF at 7 days interval upto 90 DAT | 51.34 | 58.75 | 61.70 | 64.82 |
| T8 125% RDF at 2 days interval upto 90 DAT | 51.79 | 58.84 | 61.96 | 65.27 |
| T9 125% RDF at 7 days interval upto 90 DAT | 52.77 | 59.46 | 62.95 | 66.43 |
| S. E ± | 0.38 | 0.40 | 0.54 | 0.60 |
| C. D @ 5 % | 1.13 | 1.20 | 1.62 | 1.79 |

The data represented on fruits yield tones per hector as influenced by the application of graded levels of NPK at different growth stages is represented in Table no. 8 and Fig. 8. It was observed that the average fruits yield tons per hector significantly influenced by different fertigation treatments at various growth stages [14,15]. The highest fruits yield tons per hector 52.77, 59.46, 62.95 and 66.43 tons per ha at 45, 60, 75, and 90 DAT was observed in treatment T₉ (125% RDF at 7 days intervals upto 90 DAT) respectively, which was at par with treatment T₆, T₇ and T₈. The lowest average fruits yield tons per hectare *i.e.* 25, 25.71, 36.25, and 38.84 tons per ha at 45, 60, 75, and 90 DAT was observed in treatment T₁ (control).

The higher yield in different graded levels of fertilizers with individually applied nutrients might be due to better nutrient uptake and translocation

to productive organs resulting in a greater number of fruits per plant and fruit weight with these treatments which ultimately might result in higher yields. It is a well-known fact that better nutrient utilization in the presence of different graded level of fertilizers, enhanced biological nitrogen fixation and better root system development as well as the higher synthesis of plant growth hormones may also results in higher yield.

These findings are in conformity with the findings of Prabhu et al. [12] who revealed that the application of 50 percent of RDF + VC @ 2 t ha⁻¹ + biofertilizers resulted in maximum yield. Similarly, Anjanappa et. al., [2] reported maximum fruit yield during summer and rabi for cucumber under protected condition. Similar findings were also reported by Kanaujia and Daniel [11].

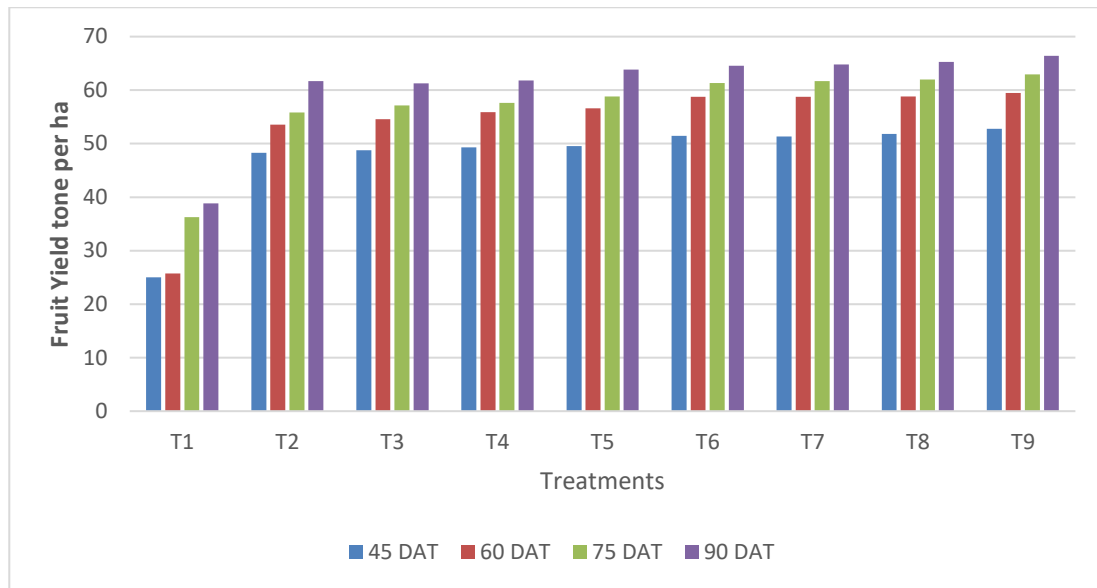


Fig. 8. Effect of graded level of NPK on Fruit Yield tone per ha of parthenocarpic cucumber

4. CONCLUSION

Parthenocarpic cucumber crop fertilized with application of 125% of RDF 7 days of interval. Improved growth parameters like plant height, number of primary, internodal distance, leaf area, fruit length, weight of fruit and fruit diameter as well as yield contributing characters, number of fruits per plant, fruit yield plant and fruit yield tone per hacter shown significantly more under naturally ventilated polyhouse conditions.

COMPETING INTERESTS

Authors have declared that no competing interests exist.

REFERENCES

1. Sikarwar P, Hardaha M. Effect of fertigation levels on growth, quality and yield of polyhouse cucumber (*Cucumis sativus* L.) International Journal of Agriculture Sciences. 2016;8(43): 1863-1866.
2. Anjanappa M, Venkatesha J, Kumara BS. Growth, yield and quality attributes of cucumber (cv. hassan local) as influenced by integrated nutrient management grown under protected condition. Vegetable Science. 2012;39(1):47- 50.
3. Walkley A, Black CA. An examination of different methods for determining soil organic matter and a proposed modification of the chromic acid titration method. Soil Sciences. 1934;37:29-28.
4. Subbiah BV Asija GC. A rapid procedure for the estimation of available nitrogen in soil. Current Science. 1956;25:259-260.
5. Piper CS. Soil and Plant Analysis. Asian Reprint, Hans Publication Bombay, India; 1966.
6. Maragal SY, Singh AK, Behera TK, Munshi AD, Dash S. Effect of planting time and fertilizer dose on growth, yield and quality of parthenocarpic cucumber (*Cucumis sativus* L.) grown under polyhouse and nethouse conditions. Indian Journal of Agricultural Sciences. 2017;88(1):60–69.
7. Mohan L, Singh BK, Singh AK, Moharana DP, Kumar H, Mahapatra AS. Effect of integrated nutrient management on growth and yield attributes of cucumber (*Cucumis sativus* L.) cv. Swarna ageti under polyhouse conditions. The Bioscan. 2016;12(1):305-308.
8. Ahamd M, Zeshan SH, Nasim M, Zahir ZA, Nadeem SM, Nazli F, Jamil M. Improving the productivity of cucumber through combined application of organic fertilizers and *Pseudomonas fluorescens*. Pakistan Journal of Agriculture Sciences. 2015;52(4):1011-1016.
9. Eifediyi EK, SU Remison. The effects of inorganic fertilizer on the yield of two varieties of cucumber (*Cucumis sativus* L.). Report and Opinion. 2010;2(11):1-5.
10. Tekale CD, Tumbare AD, Takele GS, Danawale NJ, Tambe ST. Effect of

- different fertigation levels and schedules on growth and yield of cucumber under polyhouse condition. International Journal of Current Research. 2014;6(7):7353-7355.
11. Kanaujia SP, Daniel ML. Integrated nutrient management for quality production and economics of cucumber of acid alfisol of Nagaland. Annals of Plant and Soil Research. 2016;18(4):375-380.
 12. Prabhu M, Natrajan S, Srinivasan K, Pugalendhi L. Integrated nutrient management in cucumber. International Journal of Agriculture Research. 2006; 40(2):123-124.
 13. Bindiya Y, Reddy IP, Srihari D. Response of cucumber to combined application of organic manures, biofertilizers and chemical fertilizers. Vegetable Science. 2014;41(1):12-15.
 14. Jackson ML. Soil chemical analysis, prentice hall of indian private limited, New Delhi; 1958.
 15. Singh B, Singh D, Prasad VM, Jamwal S. Effect of cultivar, spacing and dose of NPK on vegetative growth, yield, quality and cost benefit ratio of cucumber (*Cucumis sativus* L.) under naturally ventilated polyhouse. The Pharma Innovation Journal. 2019;8(6):527-530.

© Copyright (2024): Author(s). The licensee is the journal publisher. This is an Open Access article distributed under the terms of the Creative Commons Attribution License (<http://creativecommons.org/licenses/by/4.0>), which permits unrestricted use, distribution, and reproduction in any medium, provided the original work is properly cited.

Peer-review history:

The peer review history for this paper can be accessed here:
<https://www.sdiarticle5.com/review-history/113168>