

Theoretical Study of the Reaction of Formation of Some Free Phosphines by Stereoselective Hydrophosphination through DFT Method

Kouadio Valery Bohoussou¹, Anoubilé Bénéié², Mamadou Guy-Richard Koné^{1*},
N'guessan Yao Silvère Diki³, Kafoumba Bamba¹ and Nahossé Ziao¹

¹Laboratoire de Thermodynamique et de Physico-Chimie du Milieu, UFR SFA, Université Nangui Abrogoua, 02 BP 801 Abidjan 02, Côte-d'Ivoire.

²Laboratoire de Chimie Bio-Organique et de Substances Naturelles, UFR SFA, Université Nangui Abrogoua, 02 BP 801 Abidjan 02, Côte-d'Ivoire.

³Laboratoire de Chimie Physique, Université Félix Houphouët-Boigny Abidjan-Cocody, 22 BP 582 Abidjan 22, Côte-d'Ivoire.

Authors' contributions

This work was carried out in collaboration between all authors. Authors KVB and AB designed the study, performed the statistical analysis, wrote the protocol and wrote the first draft of the manuscript. Authors MGRK, KB and NZ managed the analyses of the study. Author NYSD managed the literature searches. All authors read and approved the final manuscript.

Article Information

DOI: 10.9734/AJACR/2018/v1i29638

Editor(s):

(1) Dr. Endang Tri Wahyuni, Professor, Department of Chemistry, Gadhah Mada University, Indonesia.

Reviewers:

(1) Nobuaki Tanaka, Shinshu University, Japan.

(2) Joseph C. Sloop, Georgia Gwinnett College, USA.

(3) Hidetaka Kawakita, Saga University, Japan.

Complete Peer review History: <http://www.sciencedomain.org/review-history/25294>

Original Research Article

Received 16th April 2018

Accepted 21st June 2018

Published 27th June 2018

ABSTRACT

In this work the formation of vinylphosphines was studied through the hydrophosphination reaction. The study aims to rationalize the stereoselectivity of these compounds using quantum DFT methods. This theoretical study of chemical reactivity was conducted at B3LYP/6-311 + G (d, p) level. Global chemical reactivity descriptors, stationary point energies and activation barriers were examined to foretell the relative stability of the stereoisomers formed. The various results obtained have revealed that the addition of arylphosphine to dihalogenoacetylene is stereospecific. The *Trans* form of vinylphosphines is more stable than the *Cis* form, when the substituent on

*Corresponding author: Email: guyrichardkone@gmail.com;

phosphorus generates less or no π -conjugations. On the other hand, the *Cis* isomer is predominant when the aryl radical favors more π -conjugations. The theoretical results obtained are in agreement with the experimental results.

Keywords: Hydrophosphination; free phosphine; global descriptors; transition state; stationary point energies.

1. INTRODUCTION

Phosphorus compounds play a very important role in nature: transport of information in the body (ATP, ADP ...), anti-cancer activity, growth and treatment of plants, in strengthening the bone system. In organic synthesis, they act as ligands for the synthesis of complex molecules such as organic polymers. Organophosphorus compounds have enormous potential in various fields such as: agriculture [1], medicine [2], pharmacy, synthesis of organic polymers [3], asymmetric catalysis [4]. Also, mastering their syntheses will provide access to new organic compounds with interesting properties in various fields. With the development of computer techniques and computational chemistry, quantum chemistry gives insight into the electronic structures of molecules and strongly propels the development of traditionally experimental chemistry [5]. Currently, the method of density functional theory (DFT) has been accepted as a popular approach for calculating the structural characteristics and energies of molecules by the scientific community [6-9]. Its efficiency and accuracy in the evaluation of a number of molecular properties [10] has been recognized by all. In addition, Parr and Yang followed the idea that well-known chemical properties such as electronegativity, chemical potentials, and affinities could be accurately described and calculated by manipulating the electron density as the fundamental quantity [11-14].

This work is part of the design and synthesis of new series of organic phosphorus semiconductors from arylphosphines and vinylphosphines. The objective of this work is to determine, by means of theoretical chemistry, the global reactivity indices, the transition states and the reaction mechanism of some free phosphines synthesized by Bénié et al. [15]. They found that the addition of phenylphosphine or thiophenylphosphine on dichloroacetylene is stereoselective (Scheme 1). The *Trans* compound was obtained predominantly. When these phosphines were complexed with tungsten, the *Cis* compound was predominant.

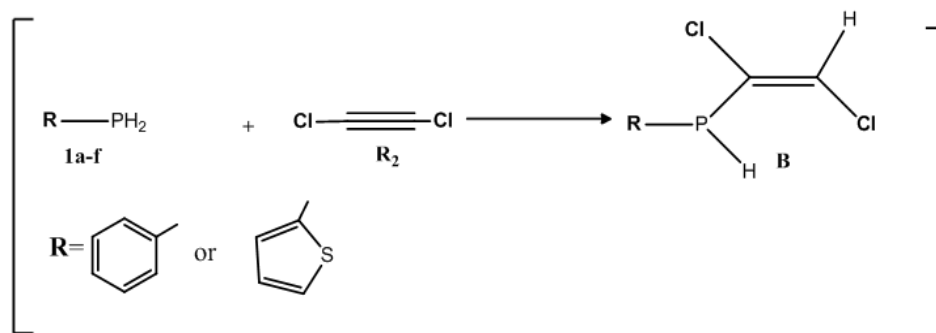
2. MATERIALS AND METHODS

The theoretical study of chemical reactivity was conducted based on two theoretical approaches. The first concerns the analysis of frontier molecular orbitals. The second approach is relative to the analysis of the energies of the different stationary points that are: **Er**: Energy of the reactants, **Ets**: Energy of the state of transition, **Ep**: Energy of the product and energies of activation. The optimization of the reactants and the products, as well as the calculations of the frequencies of vibrations, were performed with Gaussian-09 series of program package [16]. DFT calculations were carried out at the B3LYP / 6-311 + G (d, p) level of theory. All stationary points were characterized by frequency calculations in order to verify that the TS have one and only one imaginary frequency. The intrinsic reaction coordinate (IRC) path was traced in order TS to check the energy profiles connecting each TS to the two associated minima of the proposed mechanism. Calculations were performed in a vacuum using the DFT method with the functional B3LYP [17,18] in the 6-311 + G (d, p) basis set. This hybrid functional gives better energies and it is in agreement with the ab initio methods of high level [19,20]. As for the split-valence and triple-dzeta (6-311 + G (d, p)) basis set, it is sufficiently extended and the taking into account of the polarization functions and diffuse functions is important for the precision of the values of the global reactivity indices obtained from the conceptual DFT model [21].

2.1 Thermodynamic Parameters of Reaction

The Knowledge of the variations of energy contributions to the internal energy at 0K and at 298K between the products and the reactants contributes to the energetic characterization of a chemical reaction. For a given energy parameter X, its variation is determined according to the relation (1) [22,23]:

$$\Delta X = \sum X(\text{products}) - \sum X(\text{reactants}) \quad (1)$$



Scheme 1. Addition reaction of free phosphine on dichloroacetylene

The thermodynamic quantities determined in this study are the Gibbs free energies ($\Delta_r G$).

These quantities are calculated from the relationships (2):

$$\Delta_r G = \Delta_f G (\text{Products}) - \Delta_f G (\text{reactants}) \quad (2)$$

2.2 Global Descriptors of the Conceptual DFT

To predict the chemical reactivity, some theoretical descriptors related to the conceptual DFT were determined. In particular, the energy of the lowest unoccupied molecular orbital (E_{LUMO}), the energy of the highest occupied molecular orbital (E_{HOMO}), the electronegativity (χ), the global softness (S) and the global electrophilicity index (ω). These descriptors are all determined from the optimized molecules. It should be noted that the descriptors related to frontier molecular orbitals have been calculated in a very simple way in the framework of the Koopmans approximation [24].

LUMO energy characterizes the sensitivity of the molecule to a nucleophilic attack whereas the HOMO energy characterizes the susceptibility of a molecule to an electrophilic attack. Electronegativity (χ) is the parameter that reflects the ability of a molecule not to let its electrons escape. Global softness (S) expresses the resistance of a system to the change in its number of electrons. The overall electrophilicity index characterizes the electrophilic power of the molecule. These different parameters are calculated from equations (3):

$$\begin{aligned} I &= -E_{\text{HOMO}} \\ A &= -E_{\text{LUMO}} \\ \chi &= -\mu = -1/2 (E_{\text{LUMO}} + E_{\text{HOMO}}) \end{aligned} \quad (3)$$

The first partial derivative of μ with respect to N (the total number of electrons) is defined as the global hardness η of the system [25,26]. It is related to the quantity S which is the global softness of the system.

$$2\eta = \left(\frac{\partial \mu}{\partial N} \right)_{v(r)} = \left(\frac{\partial^2 E}{\partial N^2} \right) = \frac{1}{S} \quad (4)$$

From the chemical hardness is determined another reactivity parameter to define the energy stability due to charge transfer. The electrophilicity index (ω) is related to the chemical potential by the following relation [27]:

$$\omega = \frac{\mu^2}{2\eta} \quad (5)$$

It is noted that the nucleophilicity index cannot be defined by a variational procedure, because there is no molecular electronic stabilization along the subtraction of the electron density of a molecule. In the absence of a nucleophile descriptor, Domingo et al. [28-30] proposed that the hypothesis that a weakly electrophilic molecule is systematically highly nucleophilic is only true for single molecules. The empirical (N) nucleophilicity index (relative) is defined as follows [31,32]:

$$N = (E_{\text{HOMO}(Nu)} - E_{\text{HOMO}(TCE)}) \quad (6)$$

$E_{\text{HOMO}(Nu)}$: Energy of the highest occupied orbital of the nucleophilic molecule.

$E_{\text{HOMO}(TCE)}$: Highest occupied orbital energy of the tetracyanoethylene molecule.

This index has been successfully validated by available experimental data for amines, diimines,

anilines, alcohols, ethers, alkenes, and π -nucleophiles.

3. RESULTS AND DISCUSSION

3.1 Effect of Halogen

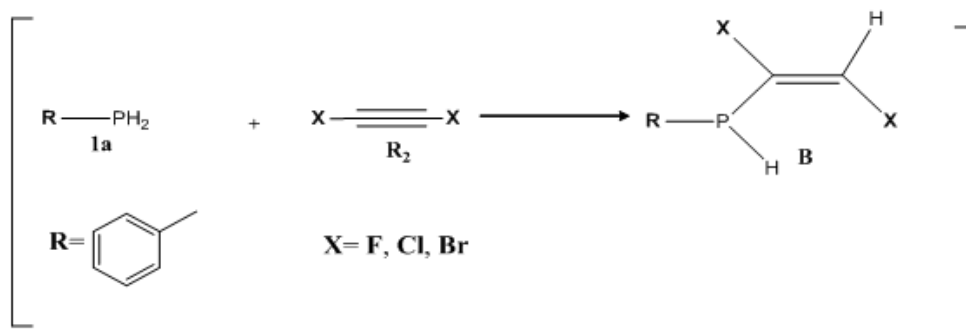
The global reactivity of some dihalo-arylphosphines will be rationalized in the hydrophosphination reaction using the global nucleophile index N . The global indices of reactivity: the electronic chemical potential (μ), the electronegativity (χ), the hardness (η) of the system, the global softness (S) of the system, the electrophilicity index (ω) and the nucleophile index (N) which were computed at B3LYP/6-311 + G (d, p) are highlighted in Table 1 below of the global descriptors (Scheme 2). The change of dichloroacetylene with difluoroacetylene or dibromoacetylene gives the results below of the global descriptors (Scheme 2).

From Table 1, it can be seen that calculated global nucleophilicity values for each halogen series reveals that the *Trans* stereoisomers have higher nucleophilic potency than their *Cis* counterparts. Therefore, *Trans* compounds exhibit high chemical reactivity and low kinetic stability for the halogens used in the reaction of

phenylphosphine with a dihalogenoacetylene. Moreover, this reactivity is further confirmed by the low values of the chemical hardness (η) around the *Trans* stereoisomers. Also, we note that the global softness values (S) of the *Trans* stereoisomers are greater than those of the *Cis* stereoisomers. This indicates that *Trans* compounds are more reactive than *Cis* stereoisomers.

The discussion then focuses on the transition state and regioselectivity of dihalogeno-vinylphosphines. The energies of the different stationary points (**Er**: Energy of the reactants, **Ets**: Energy of the state of transition, **Ep**: Energy of the product and energies of activation (**Ea** (kcal/mol)) are given in Table 2. The Fig. 1 (a) - (c) represent the energy profile.

In the analysis of activation energies, it is found that the formation of the *Cis* isomer requires a weak activation barrier (**Ea** (*Cis*) < **Ea** (*Trans*)) compared to the *Trans* isomer for each halogen series used. The formation of the *Cis* isomer is favored in the transition state. Moreover, the energy profile (Fig. 1) indicates that the *Trans* isomer is much more stable than the *Cis* isomer at the end of the reaction (ΔrG_{298}^0 (*Trans*) < ΔrG_{298}^0 (*Cis*)). This stability of the *Trans* product is in



Scheme 2. Addition reaction of phenylphosphine on dihaloacetylene

Table 1. Global descriptors of the chemical reactivity of products B at B3LYP / 6-311 + G (d, p) level

Halogen	Isomer	E_{HOMO} (eV)	E_{LUMO} (eV)	μ (eV)	χ (eV)	η (eV)	S (eV ⁻¹)	ω (eV)	N
F	Trans	-7.070	-1.223	-4.147	4.147	5.847	0.086	1.471	2.417
	Cis	-7.132	-1.228	-4.180	4.180	5.904	0.085	1.480	2.357
Cl	Trans	-6.910	-1.451	-4.180	4.180	5.459	0.092	1.600	2.579
	Cis	-6.969	-1.337	-4.153	4.153	5.632	0.088	1.531	2.520
Br	Trans	-6.831	-1.537	-4.184	4.184	5.293	0.094	1.654	2.658
	Cis	-6.916	-1.393	4.155	4.154	5.494	0.091	1.570	2.573

agreement with the experimental results obtained by Béné et al. [15]. They found that the reactions are stereo controlled and give *Trans*-addition with free phosphines and *Cis*-addition with

phosphine complexes. The possible explanation for the stability of the "calc-*Trans*" isomers is justified by a conformational change after the transition state.

Table 2. Energies of the different stationary points (Er, Ets and Ep) and the activation barriers (Ea) (kcal /mol) for a variation of the halogen

R ₂	Isomer	Er	Ets	Ep	Ea	ΔrG ₂₉₈ ⁰
F	Trans	-849.900	-849.750	-849.940	94.125	-25.100
	Cis	-849.900	-849.780	-849.890	75.300	6.275
Cl	Trans	-1570.570	-1570.425	-1570.640	90.988	-43.926
	Cis	-1570.570	-1570.520	-1570.567	27.610	1.883
Br	Trans	-5793.610	-5793.508	-5793.665	64.005	-34.513
	Cis	-5793.610	-5793.515	-5793.535	59.613	47.063

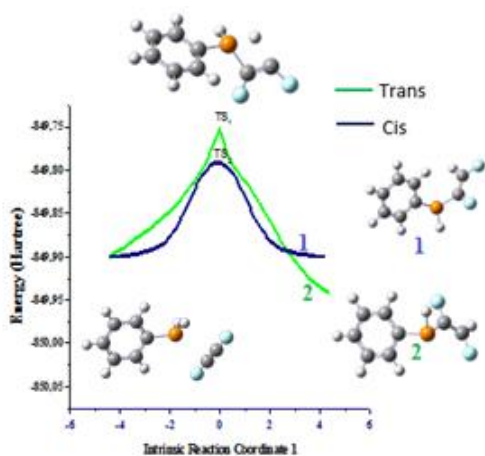


Fig. 1a) Reaction path with Fluorine (F) as Halogen (a)

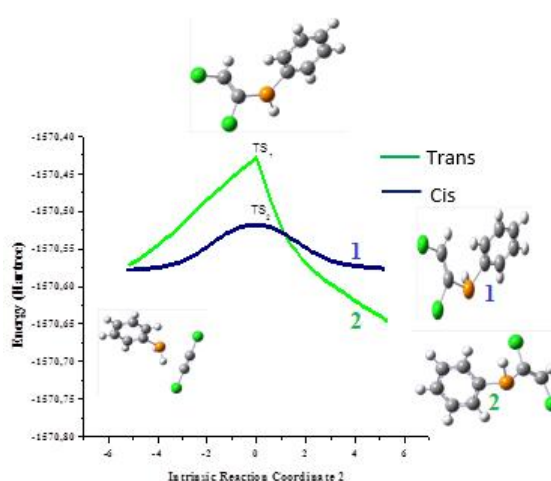


Fig. 1b) Reaction path with the Chlorine (Cl) as Halogen (b)

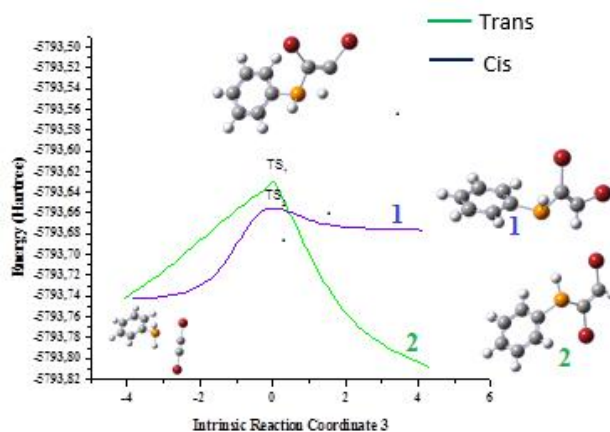


Fig. 1c). Reaction path (Equation 2) with Bromine (Br) as Halogen (c)

Fig. 1. Curve of the reaction paths giving "Trans" or "Cis" (1,2-dichlorovinyl)(phenyl)phosphine respectively with fluorine (a), chlorine (b) and bromine (c) as halogen

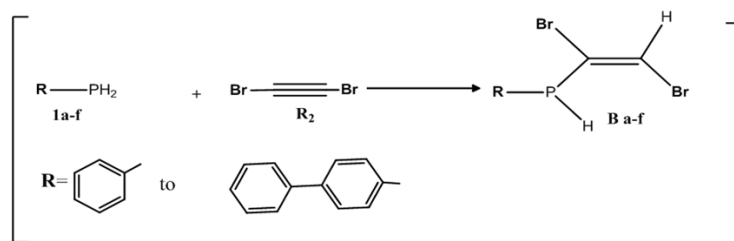
3.2 Substituent Effect on Phosphorus

3.2.1 Global reactivity

The effect of the substituent on phosphorus is examined during the addition of a primary phosphine to dibromoacetylene (Scheme 3).

The global reactivity of some dibromoarylphosphines will be rationalized in the hydrophosphination reaction using the global nucleophile index N. The global indices of reactivity: the electronic chemical potential (μ), the electronegativity (χ), the hardness (η) of the system, the global softness (S) of the system, the electrophilicity index (ω) and the nucleophilicity index (N) calculated at B3LYP/6-311 + G (d, p) level are shown in Table 3.

The values of the global nucleophilicities calculated for this series of phosphines show that the *Trans* stereoisomers have a higher nucleophilic power than their *Cis* counterparts. As a result, *Trans* compounds exhibit high chemical reactivity and low kinetic stability as the size of the radicals on phosphorus increases. The ionization potential I is a parameter that reflects the susceptibility of a chemical system to yield or capture an electron. The ionization potential I values of the *Trans* stereoisomers are all lower than those of the *Cis* stereoisomers. This indicates that *Trans* compounds are likely to give up electrons. The energies of the different stationary points (**Er**: Energy of the reactants, **Ets**: Energy of the state of transition, **Ep**: Energy of the product and energies of activation **Ea**) are shown in Table 4. Fig. 2a-g favor the observation of the energy profile of these reactions.







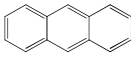
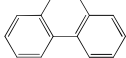

Scheme 3. Addition reaction of free phosphine on dibromoacetylene

Table 3. Global descriptors of the chemical reactivity of products B a-f at B3LYP/6-311 + G (d, p) level

R	Isomer	I (eV)	A (eV)	μ (eV)	χ (eV)	η (eV)	S (eV ⁻¹)	ω (eV)	N
	Trans	6.673	1.638	-4.155	4.155	5.035	6.673	1.638	2.816
	Cis	6.760	1.269	-4.015	4.015	5.491	6.760	1.269	2.729
	Trans	6.190	1.673	-3.935	3.935	4.517	6.190	1.673	3.299
	Cis	6.286	1.825	-4.055	4.055	4.461	6.286	1.825	3.203
	Trans	5.666	2.435	-4.051	4.051	3.231	5.666	2.435	3.823
	Cis	5.696	2.473	-4.085	4.085	3.223	5.696	2.473	3.793
	Trans	6.590	1.424	-4.007	4.007	5.166	6.590	1.424	2.899
	Cis	6.692	1.160	-3.926	3.926	5.532	6.692	1.160	2.797
	Trans	5.626	2.350	-3.988	3.988	3.276	5.626	2.350	3.863
	Cis	5.754	2.296	-4.025	4.025	3.458	5.754	2.296	3.735
	Trans	7.988	1.485	-4.736	4.736	6.503	7.988	1.485	1.501
	Cis	8.016	1.469	-4.743	4.743	6.547	8.016	1.469	1.473
	Trans	6.188	1.676	-3.932	3.932	4.512	6.188	1.676	3.301
	Cis	6.517	1.616	-4.066	4.066	4.901	6.517	1.616	2.972

E_{HOMO} (TCE) = -9,489 eV at B3LYP/6-311+ G (d, p) level

Table 4. Energies of the different stationary points (E_R , E_{TS} and E_P) and the activation barriers E_a (kcal /mol) for a radical variation R

R	Isomers	E_r	E_{ts}	E_p	E_a	ΔrG_{298}^0
	Trans	-5793.610	-5793.508	-5793.665	64.005	-34.513
	Cis	-5793.610	-5793.515	-5793.535	59.613	47.063
	Trans	-5947.365	-5947.16	-5947.375	128.637	-6.272
	Cis	-5947.365	-5947.351	-5947.445	8.785	-50.177
	Trans	-5909.210	-5909.158	-5909.211	32.630	-0.627
	Cis	-5909.210	-5909.191	-5909.290	11.922	-50.177
	Trans	-5835.360	-5835.090	-5835.380	7.347	-12.544
	Cis	-5835.360	-5835.24	-5835.360	3.265	0.000
	Trans	-6101.030	-6100.955	-6101.035	47.063	-3.136
	Cis	-6101.030	-6101.01	-6101.11	12.550	-50.177
	Trans	-6101.024	-6100.950	-6101.022	46.436	1.254
	Cis	-6101.024	-6101.004	-6101.104	12.550	-50.177
	Trans	-6024.805	-6024.707	-6024.804	61.495	0.627
	Cis	-6024.805	-6024.786	-6024.885	11.922	-50.177

The results in Table 4 show that the formation of the *Cis* isomer is favored because this formation requires a lower activation barrier, compared to that leading to the *Trans*-transition isomer.

The energy profile of these reactions reveals that the *Cis* isomer is favored in the transition state, because its formation requires a lesser activation barrier. The formation of this isomer is

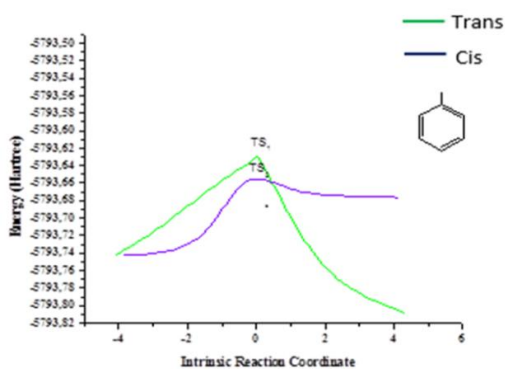


Figure 2a

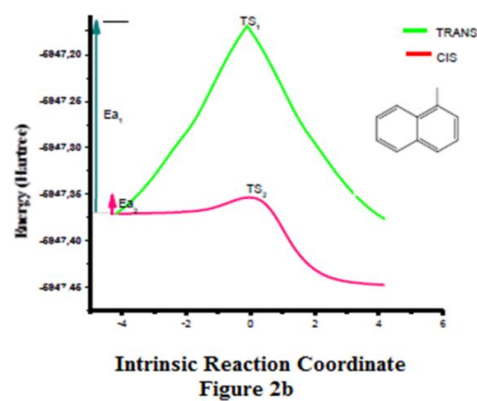


Figure 2b

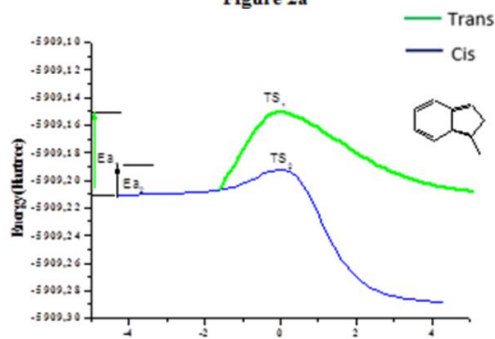


Figure 2c

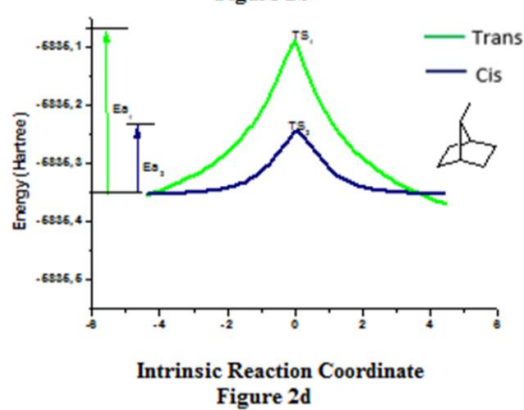


Figure 2d

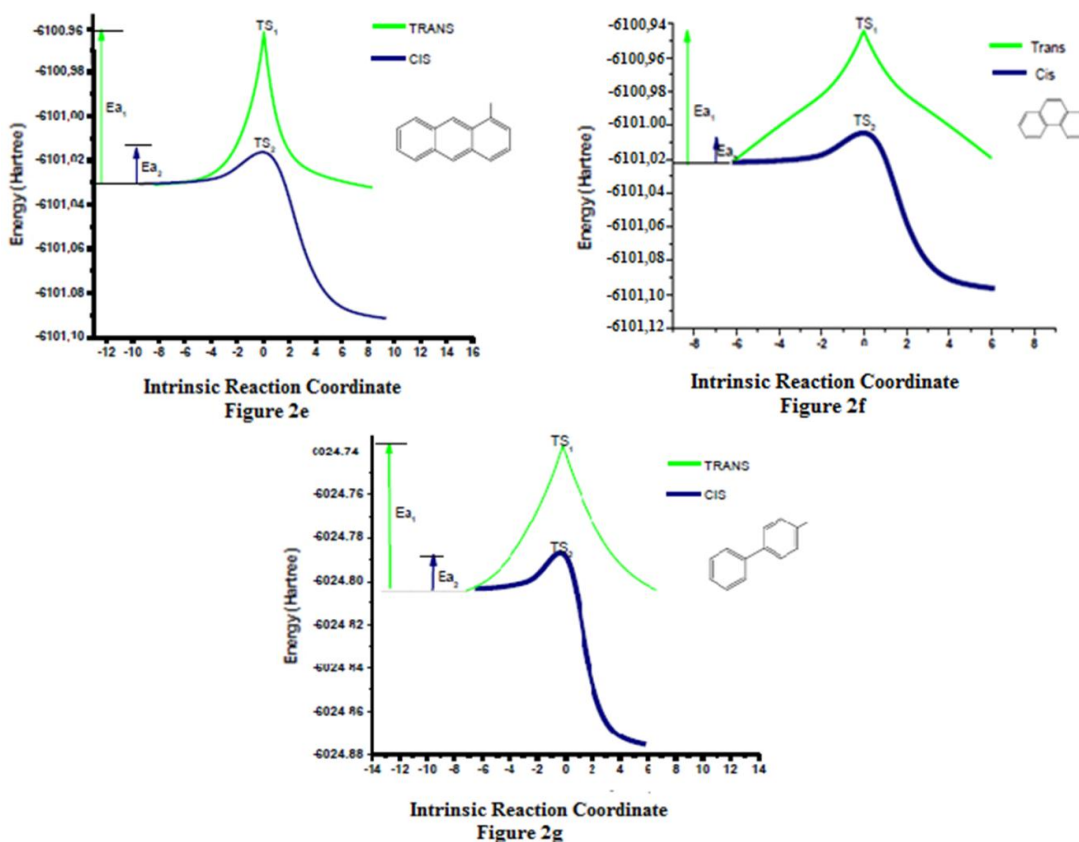
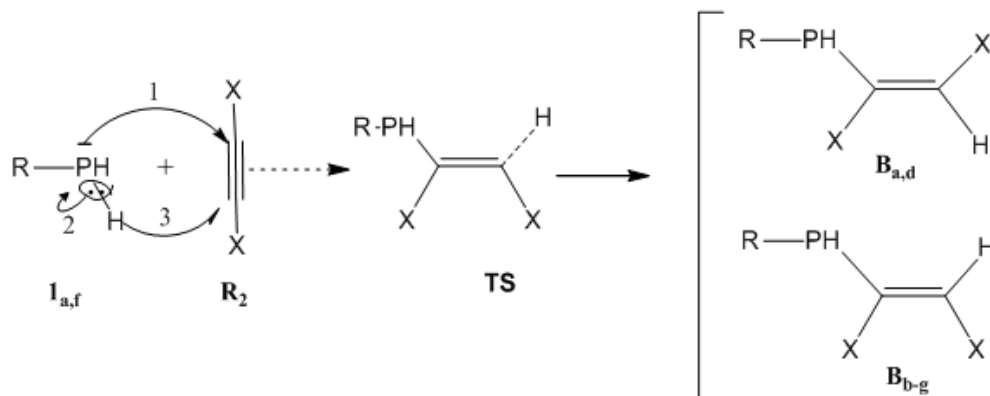


Fig. 2. IRC curve of reaction pathway 2a-g


Scheme 4. Proposed Mechanism for the Hydrophosphination of free phosphine with dihalogenoacetylene

a, d fewer or not π -conjugations, *b-g* more π -conjugations

predominant because its formation requires less energy than *Trans* counterpart ($\Delta rG_{298}^0(\text{cis}) < \Delta rG_{298}^0(\text{trans})$). In addition, *Trans* vinylphenylphosphine and *Trans* vinylbicycloheptane have good kinetic stabilities compared to their *Cis* counterparts (Fig. 2). The

small size of these substituents promotes the conformational change after the transition state. Reaction pathway therefore makes it possible to propose the following reaction mechanism (Scheme 4).

4. CONCLUSION

The use of the conceptual DFT method has made it possible to study the reactivity of free phosphines on the carbon-carbon triple bond ($\text{—C}\equiv\text{C—}$). Analysis of the thermodynamic quantities of the reaction and the potential energy surface allowed us to conclude that: the presence of halogens on acetylene promotes stereospecific addition. The *Trans* form of vinylphosphines is more stable than the *Cis* form, when the phosphorus substituent generates fewer π -conjugations. On the other hand, the *Cis* isomer is predominant when the aryl radical favors more π -conjugations. The nature of the halogen does not affect the stereoselectivity of the reaction. It is envisaged in perspective, to synthesize phosphines which are more stable and more reactive to various applications in medicine and catalysis.

COMPETING INTERESTS

Authors have declared that no competing interests exist.

REFERENCES

- Sharma SB, Sayyed RZ, Trivedi MH, Gobi TA. Phosphate solubilizing microbes: Sustainable approach for managing phosphorus deficiency in agricultural soils. Springer Plus. 2013;2:587.
- Nigam S, Burke BP, Davies LH, Domarkas J, Wallis JF, Waddell PG, et al. Structurally optimized BODIPY derivatives for imaging of mitochondrial dysfunction in cancer and heart cells, Chem Commun (RSC). 2016; 52:7114-7117.
- Clark TJ, Rodezno JM, Clendenning SB, Aouba S, Brodersen PM, Lough AJ, Ruda HE, Manners I. Rhodium dehydrocoupling of fluorinated phosphine-borane adducts: synthesis, characterization, and properties of cyclic and polymeric phosphinoboranes with Electron- Withdrawing Substituents at Phosphorus, Chem. Eur. J. 2005;11:4526-4534.
- Xiao Y, Sun Z, Guo H, Kwon O. Chiral phosphines in nucleophilic organocatalysis. Beilstein Journal of Organic Chemistry. 2014;10:2089- 2121.
- Foresman JB, Frisch A. Exploring Chemistry with Electronic Structure Methods, Gaussian Inc., Pittsburgh, USA; 1996.
- Kurt M, Sertbakan TR, Ozduran M. Spectrochim, An experimental and theoretical study of molecular structure and vibrational spectra of 3-and 4-pyridineboronic acid molecules by density functional theory calculations. Acta Part A: Mol. Biomol. Spectrosc. 2008;70(3):664-673.
- A-Rahman LH, El-Khatib RM, Nassr LAE, A-Dief AM, Ismael M, Seleem AA. Metal based pharmacologically active agents: Synthesis, structural characterization, molecular modeling, CT-DNA binding studies and in vitro antimicrobial screening of iron(II) bromosalicylidene amino acid chelates, Spectrochimica Acta Part A: Molecular and Biomolecular Spectroscopy. 2014;117:366–378.
- A-Rahman LH, A-Dief AM, Adam MSS, Hamdan SK. Some new nano-sized mononuclear Cu (II) Schiff base complexes: design, characterization, molecular modeling and catalytic potentials in benzyl alcohol oxidation. Catal. Lett. 2016;146:1373–1396.
- A-Rahman LH, A-Dief AM, Moustafa H, Hamdan SK. Ni(II) and Cu(II) complexes with ONNO asymmetric tetradentate Schiff base ligand: synthesis, spectroscopic characterization, theoretical calculations, DNA interaction and antimicrobial studies, Appl. Organometal. Chem. 2017;31: e3555.
- Koné MGR, Affi ST, Ziao N, Bamba K, Assanvo EF. Hydrogen bonding sites in Benzimidazolyl-chalcones molecules: An ab initio and DFT investigation. Journal of Chemical and Pharmaceutical Research. 2015;7(12):805-812.
- Traore Y, Bamba K, Ziao N, Affi ST, Koné MGR. Quantum chemical characterization of hydrogen bonding sites in three 4-(4-Halo-Phenyl)-6-(Furan-2-yl) Pyrimidin-2-Amine Derivatives, Computational Chemistry. 2017;5:91-102.
- Koopmans T. Über die Zuordnung von Wellenfunktionen und Eigenwerten zu den einzelnen Elektronen eines Atoms, Physica. 1934;1:104-113.
- Parr RG, Pearson RG. Absolute hardness: Companion parameter to absolute electronegativity. Journal of the American Chemical Society. 1983;105:7512-7516.
- Yang W, Parr RG. Hardness, softness, and the Fukui function in the electronic theory of metals and catalysis. Proc. Natl. Acad. Sci. U.S.A. 1985;82:6723-6726.

15. Benié A, Kodjo CG, Traoré KS, Denis JM, Békro YA. Stereoselective hydrophosphination of dichloro-acetylene by free primary phosphines and phosphines complexes. *Phys. Chem. News.* 2011;59:73-81.
16. Frisch MJ, Trucks GW, Schlegel HB, Scuseria GE. Gaussian 09, Revision A.02. Gaussian, Inc., Wallingford CT; 2009.
17. Lee C, Yang W, Parr RG. Development of the Colle-Salvetti correlation-energy formula into a functional of the electron density. *Phys. Rev.* 1988;B37(2):785-789.
18. Becke AD. Density-functional thermochemistry. III. The role of exact exchange. *J. Chem. Phys.* 1993;98(7): 5648-5652.
19. Kapp J, Remko M, Schleyer PVR. H₂XO and (CH₃)₂XO Compounds (X= C, Si, Ge, Sn, Pb): Double bonds vs carbene-like structures can the metal compounds exist at all? *Journal of the American Chemical Society.* 1996;118:5745-5751.
20. Johnson BG, Gill PM, Pople JA. The performance of a family of density functional methods. *The Journal of Chemical Physics.* 1993;98:5612-5626.
21. Parr RG, Yang W. Density-functional theory of the electronic structure of molecules. *Annu. Rev. Phys. Chem.* 1995; 46:701-728.
22. Bauernschmitt R, Ahlrichs R. Stability analysis for solutions of the closed shell Kohn–Sham equation. *J. Chem. Phys.* 1996;104(22):9047-9052.
23. Ravikumar C, Joe IH, Jayakumar VS. Charge transfer interactions and nonlinear optical properties of push-pull chromophore benzaldehyde phenylhydrazone: A vibrational approach. *Chem. Phys. Lett.* 2008;460(4):552-558.
24. Parr RG, Yang W. Density functional theory of atoms and molecules; Oxford University Press: Oxford, UK; 1989.
25. Bohoussou KV, Benié A, Koné MGR, Kakou AB, Bamba K, Ziao N. Theoretical Study of the Reaction of (2, 2)-Dichloro (Ethyl) Arylphosphine with Bis (2, 2)-Dichloro (Ethyl) Arylphosphine by Hydrophosphination Regioselective by the DFT Method, *Computational Chemistry.* 2017;5:113-128.
26. N'dri JS, Koné MGR, Kodjo CG, Kablan ALC, Affi ST, Ouattara L, Ziao N. Theoretical Study of the Chemical Reactivity of Five Schiff Bases Derived From Dapsone by the DFT Method, *Chemical Science International Journal.* 2018;22(4):1-11.
27. Chattaraj PK, Sarka UR, Roy DR. Electrophilicity index. *Chem. Rev.* 2006; 106:2065-2091.
28. Domingo LR, Aurell MJ, Perez P, Contreras R. Quantitative Characterization of the Global Electrophilicity Power of Common Diene/Dienophile Pairs in Diels-Ald reactions. *Tetrahedron.* 2002;58(22): 4417-4423.
29. Domingo LR, Saez JA. Understanding the mechanism of polar Diels-Alder reactions. *Organic and Biomolecular Chemistry.* 2009;7:3576-3583.
30. Domingo LR, Chamorro E, Pérez P. Understanding the reactivity of captodative ethylenes in polar cycloaddition reactions. A theoretical study. *J. Org. Chem.* 2008;73:4615-4624.
31. Parr RG, Szentpaly LV, Liu S. Electrophilicity index. *Journal of the American Chemical Society.* 1999;121: 1922-1924.
32. Parr RG, Yang W. Perspective on density functional approach to the frontier-electron theory of chemical reactivity. *J. Am. Chem. Soc.* 1984;106:4049-4050.

© 2018 Bohoussou et al.; This is an Open Access article distributed under the terms of the Creative Commons Attribution License (<http://creativecommons.org/licenses/by/4.0>), which permits unrestricted use, distribution, and reproduction in any medium, provided the original work is properly cited.

Peer-review history:
The peer review history for this paper can be accessed here:
<http://www.sciencedomain.org/review-history/25294>